



# Mast Pak

*Surgical Corporation*

Manufacturer & Exporters of surgical instruments



## Dental Surgery

### Instruments

Website: [www.mastpaksurgicalcorp.com](http://www.mastpaksurgicalcorp.com)

Email: [info@mastpaksurgicalcorp.com](mailto:info@mastpaksurgicalcorp.com)

Phone: +92-324-8609456

Address: Pacca Garha, Kashmir Road  
Sialkot 51310, Pakistan



*Manufacturer and Exporter of finest Quality Healthcare Instrument's all sorts.*

## Corporate Profile

A team of professional experts joined hands to perform **Mast Pak Surgical Corp.** with the sole aim to export high Quality surgical Instruments, Specialist in Needle Holder Forceps with Tungsten carbide.

Our products were advertised throughout the world by the help of catalogues, Internet, Exhibitions & personal visits to different countries of the world. These efforts bore fruit and we managed to establish our credibility and began exporting our products.

**Mast Pak Surgical Corp.** achieved tremendous success by virtue of constant dedicated efforts, devotion to duty and maintenance of quality control. This quality management system was properly implemented and is being successfully executed at all production stages, which indeed a result of constant professional and vigorous team effort undertaken by **Mast Pak Surgical Corp.** most responsible, professional and dedicated staff members.

It's always been our endeavor to maintain a high standard of production, quality control and customer satisfaction. We finally offer our sincere regard and gratitude to all our valued clients for patronizing **Mast Pak Surgical Corp.** and helping us to achieve our goals.

## Some Words

*It is almost a decades ago when I decided to establish our family experience of half century into modern style of business of **Surgical Instruments manufacturing**, and I remember **this great idea and vision, was a great hit not only into only local market, but soon after establishment, we found lot of clients from different countries and this business start spreading in the world within very short time. And day-by-day & years-by-year our Customers Portfolio became heavy to heaviest.***



Nowadays, I feel proud overwhelmed at how far we have come just four decades after. Today **Mast Pak Surgical Corp.** is not only a leading company in the field it is one of the most reputed names in the global market.

Our team contains experts for each and every field of manufacturing, Quality Check, Packing, Shipping and clients are also not limited to any specific part /or culture of the world.

I really feel proud to be head of such talented team.

**Mirza Hasnain**

Director / Proprietor

Mast Pak Surgical Corp.

## Privacy Policies

All information, data provided within the pages of “MAST PAK SURGICAL CORP.” remains the property of MAST PAK SURGICAL CORP. and the inclusion in this website / CD does not imply endorsement by MAST PAK SURGICAL CORP. With respect to information or data provided on this website, / CD Catalogue, MAST PAK SURGICAL CORP. it's officers, employees, and any information provider does not make absolutely any warranties whatsoever, express or implied, and hereby expressly exclude any warranties which may otherwise be implied by any legislative provision concerning the services which

MAST PAK SURGICAL CORP. provides through the website/ CD/ and or results to be obtained from use of such information and / services.

## Business Policies

### Sample Ordering Policy

All sample orders are being charged in advance for total value including shipping and handling. Our products will surely win your best level of satisfaction on their quality and in time delivery bases. We can offer you a good reasonable discount on placed order. Sample will be like free on your very first ordering product, because of better discount offer.

### Order Policy

All prices are FOB “MAST PAK SURGICAL CORP.” Sialkot, Pakistan.

Freight, shipping and handling charges depend open volume of order.

Minimum orders are accepted more than US\$ 200.00.

All orders are accepted only on our given article numbers on this website/ CD / Pamphlets. We also accept order for any product other than our given product's range, But limited to final approval of MAST PAK SURGICAL CORP. in such case kindly send us complete detail with pictures for confirmation.

## Payment

Payments are accepted in advance / by bank transfer to favor of MAST PAK SUGICAL CORP.

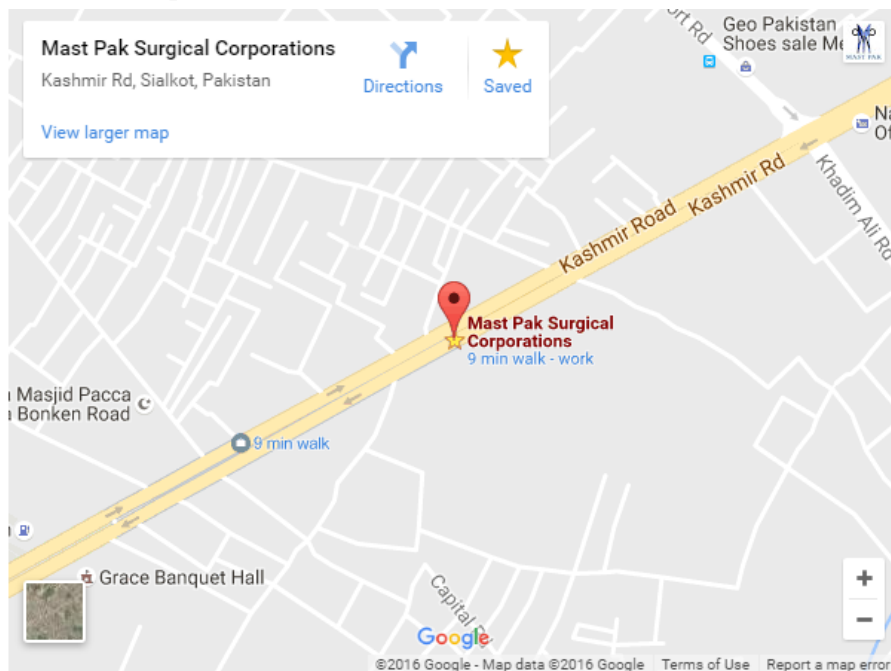
## Warranty

Our warranty are limited to manufacturing defects only, in such case product will be repaired or replace.

## Time of Delivery

Orders delivery date depend open quantity and type of product and we will provide the deliver detail before confirming the orders. Our given dates are shipping dates from factory only.

## Sitemap



Tel: +92-324-8609456

Fax: +92-324-8609456


[info@mastpaksurgicalcorp.com](mailto:info@mastpaksurgicalcorp.com)

[sales@mastpaksurgicalcorp.com](mailto:sales@mastpaksurgicalcorp.com)

[www.mastpaksurgicalcorp.com](http://www.mastpaksurgicalcorp.com)

Kashmir road, Pacca garha, Sialkot-51310, Pakistan





101  
Fig.1  
Upper centrals  
& canines



102  
Fig.2  
Upper laterals  
& bicuspids



103  
Fig.3  
Upper incisors  
& canines



104  
Fig.4  
Lower incisors  
& canines



105  
Fig.7  
Upper primolars



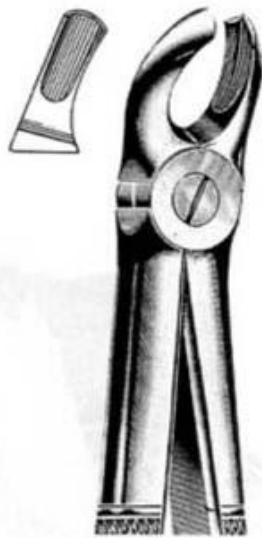
106  
Fig.8  
Lower primolars



107  
Fig.13  
Lower primolars



108  
Fig.17  
Right upper molars




109  
Fig.18  
Left upper molars



110  
Fig.18A  
Upper molars



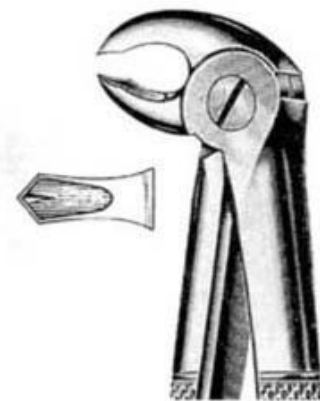
111  
Fig.19  
Upper wisdoms



112  
Fig.20  
Lower wisdoms



113  
Fig.21  
Lower molars



114  
Fig.22  
Lower molars  
Hawk's bills



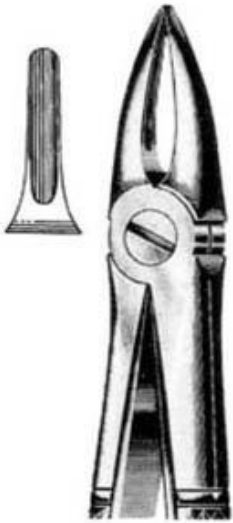
115  
Fig.23  
Right lower molars



116  
Fig.24  
Left lower molars



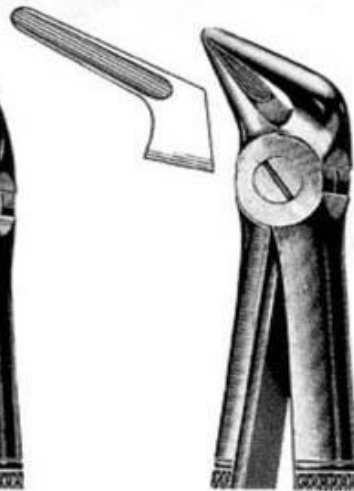
117  
Fig.29  
Upper root & incisors



118  
Fig.29N  
Roots of upper incisors



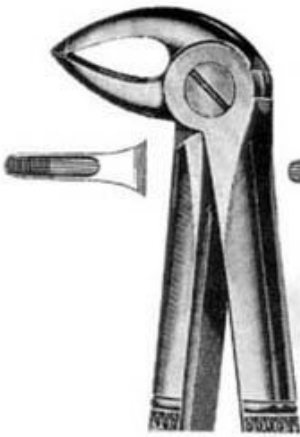
119  
Fig.30  
Upper roots & incisors



120  
Fig.31  
Lower roots



121  
Fig.32  
Lower molars



122  
Fig.33  
Lower roots



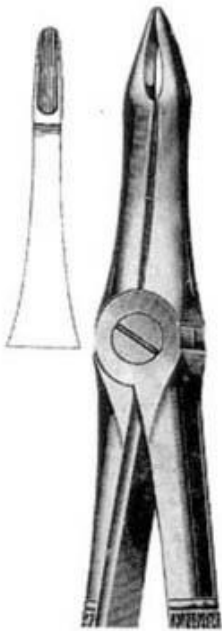
123  
Fig.33A  
Lower roots



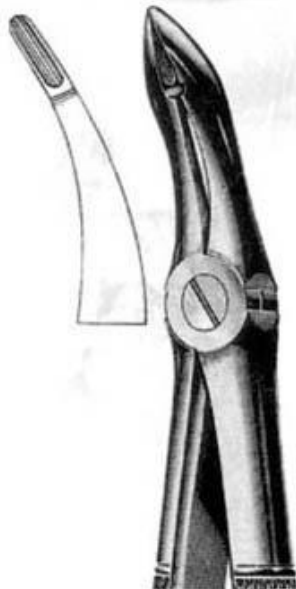
124  
Fig.33C  
Lower roots



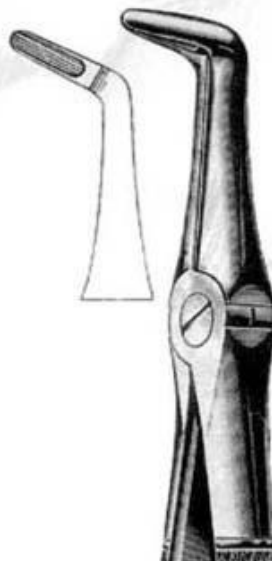
125  
Fig.33M  
Lower roots with long beak



126  
Fig.41  
Upper roots



127  
Fig.44  
Upper roots

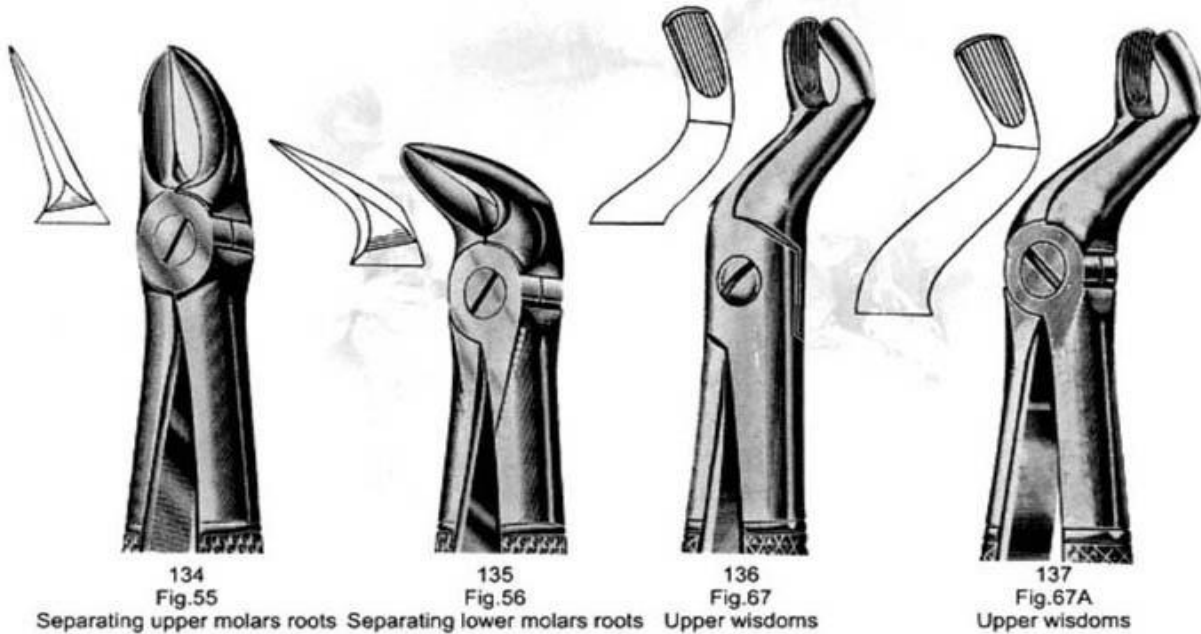
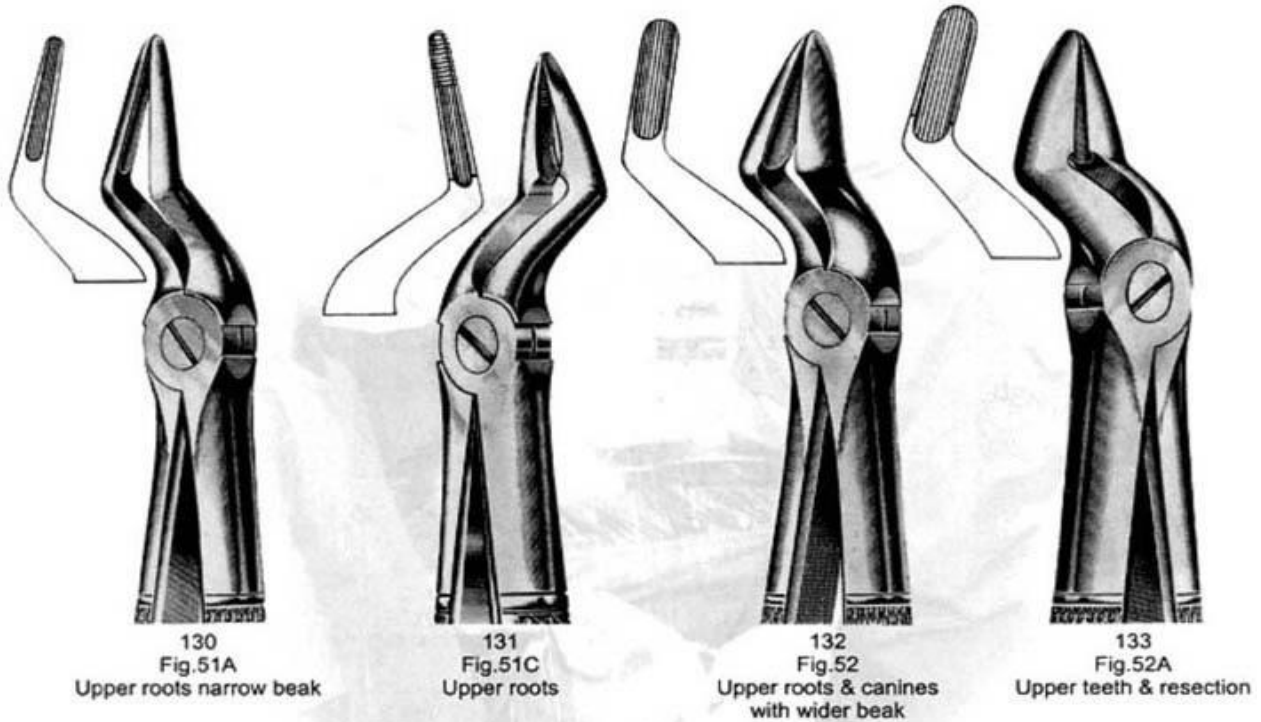


128  
Fig.45  
Lower roots



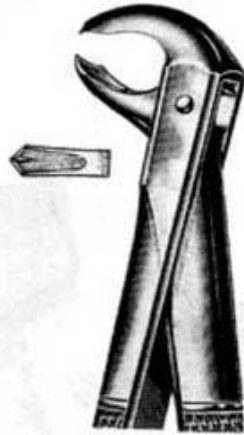
129  
Fi g.51  
Upper roots







138  
Fig.68  
Lower roots



139  
Fig.73  
Lower molars (hawk's bill)



140  
Fig.74  
Lower incisors & roots



141  
Fig.74M  
Lower incisors & roots



142  
Fig.74N  
Lower incisors & roots



143  
Fig.75  
Lower premolars & canines



144  
Fig.76  
Upper roots



145  
Fig.76N  
Upper roots  
Narrow beak





146  
Fig.79  
Lower wisdoms



147  
Fig.79A  
Lower wisdoms



148  
Fig.86A  
Lower molars



149  
Fig.86B  
Lower molars



150  
Fig.86C  
Lower molars



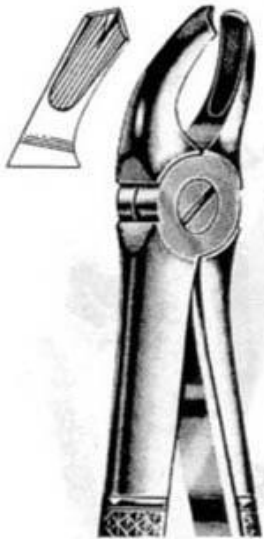
151  
Fig.87  
Cowhorn beak



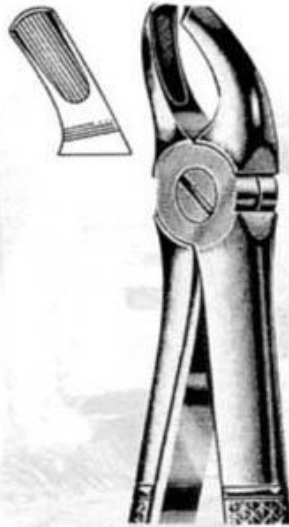
152  
Fig.89  
Right upper molars



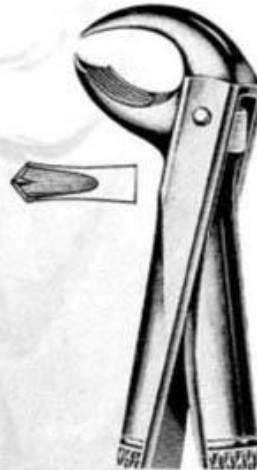
153  
Fig.9  
Left upper molars



154  
Fig.94  
Right upper molars



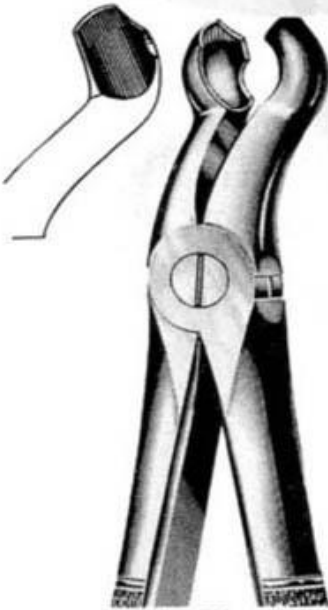
155  
Fig.95  
Left upper molars



156  
Fig.99  
Lower molars  
(broken-down)



157  
Fig.99 1/4  
Lower molars  
(broken-down)



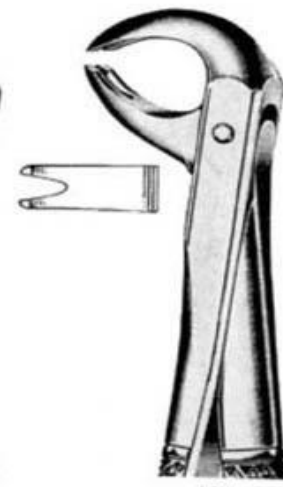
158  
Fig.121  
Upper wisdoms



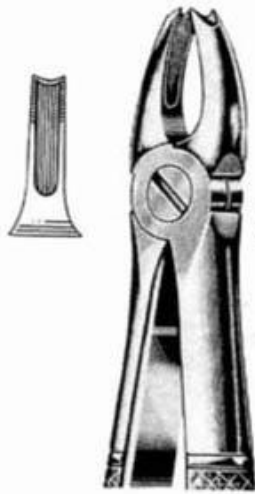
159  
Fig.136  
Upper centrals  
& roots



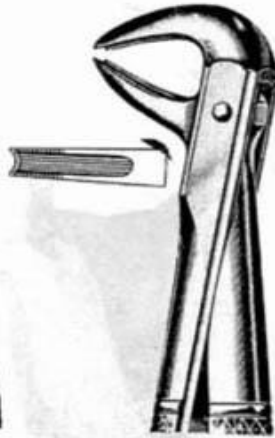
160  
Fig.137  
Lower centrals  
& roots



161  
Fig.167  
Universal pincer  
for lower teeth  
molars & premolars



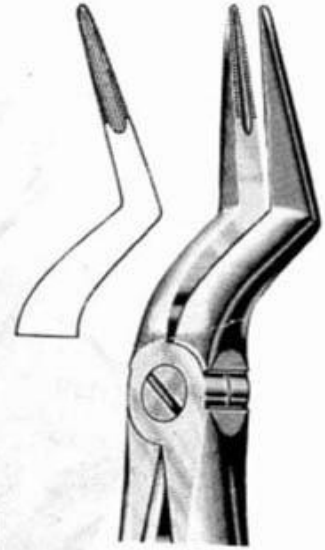
162  
Fig.168  
Upper canines



163  
Fig.169  
Lower canines & premolars



164  
Fig.233  
Lower roots (parallel beaks)



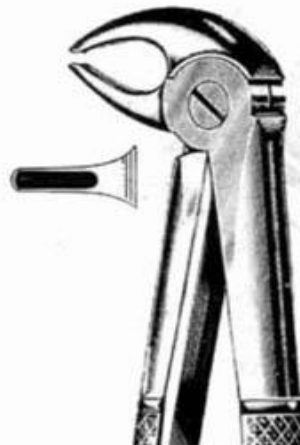
165  
Fig.235  
Lower roots (parallel beaks)



166  
Fig.MD 1  
Universal Forceps for upper  
wisdoms, premolars & roots



167  
Fig.MD 2  
Upper molars



168  
Fig.MD 3  
Lower incisors, premolars & roots




169  
Fig.MD 4  
Lower molars

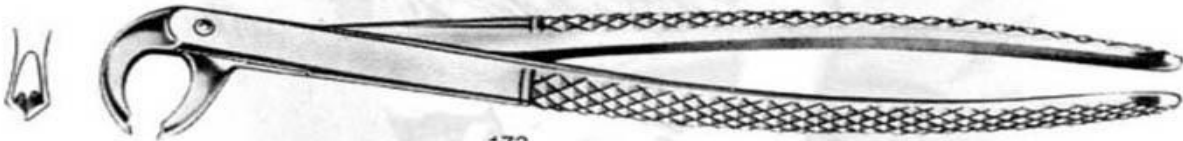




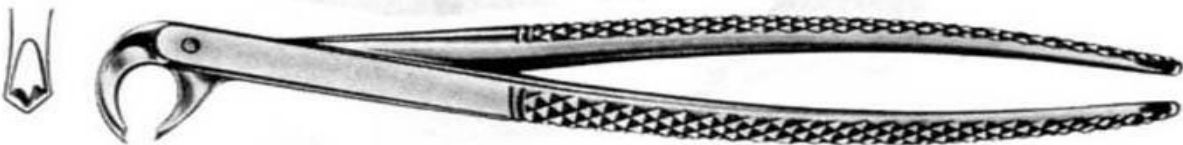
170  
Fig.158  
Children's upper teeth molars universal



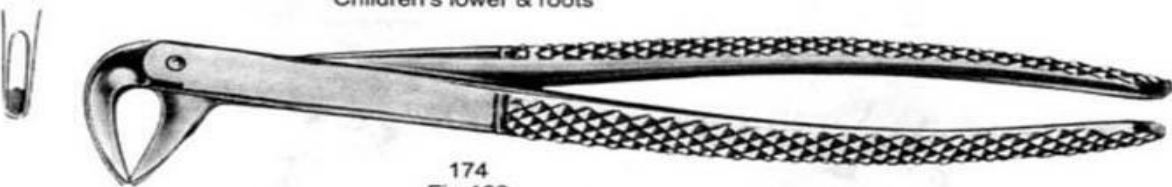
171  
Fig.159  
Children's lower molars universal



172  
Fig.160  
Children's upper lower universal (hawk's bill)



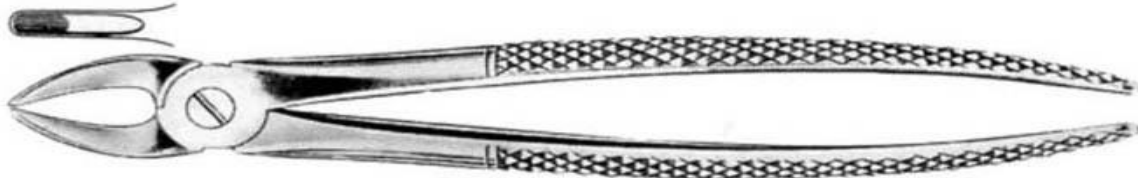
173  
Fig.161  
Children's lower & roots



174  
Fig.162  
Children's upper centrals




175  
Fig.163  
Children's upper centrals



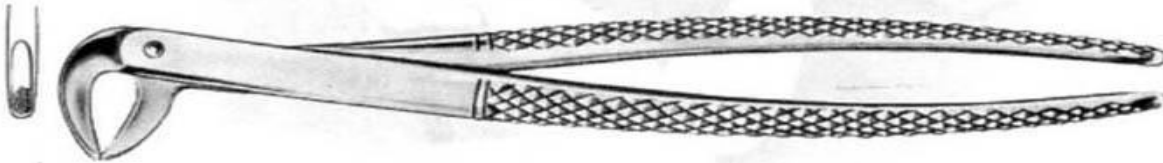
176  
Fig.37

Children's upper incisors & canines



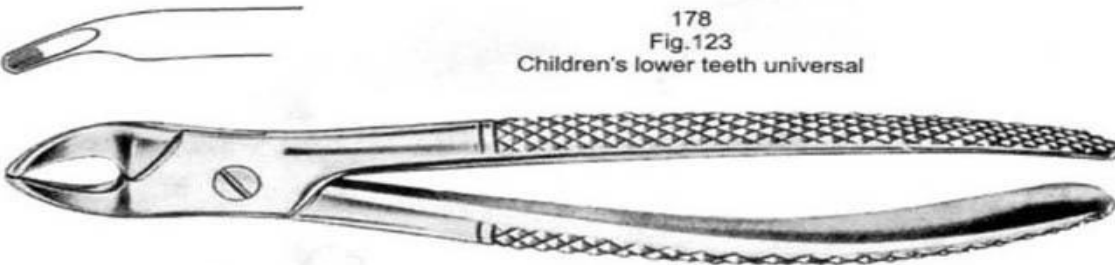
177  
Fig.39

Children's upper molars & universal



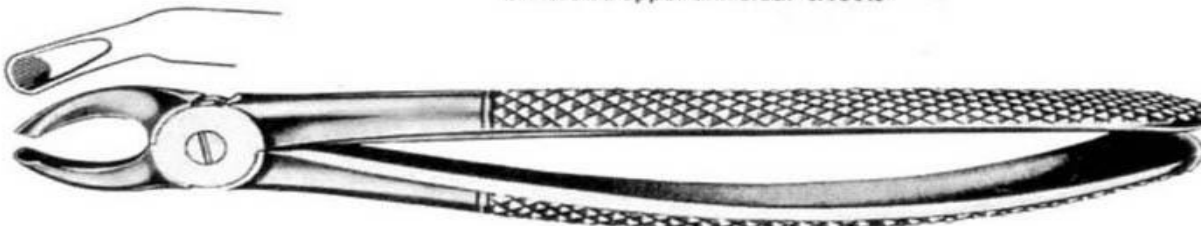
178  
Fig.123

Children's lower teeth universal



179  
Fig.138

Children's upper universal & roots




180  
Fig. 157

Children's upper molars universal



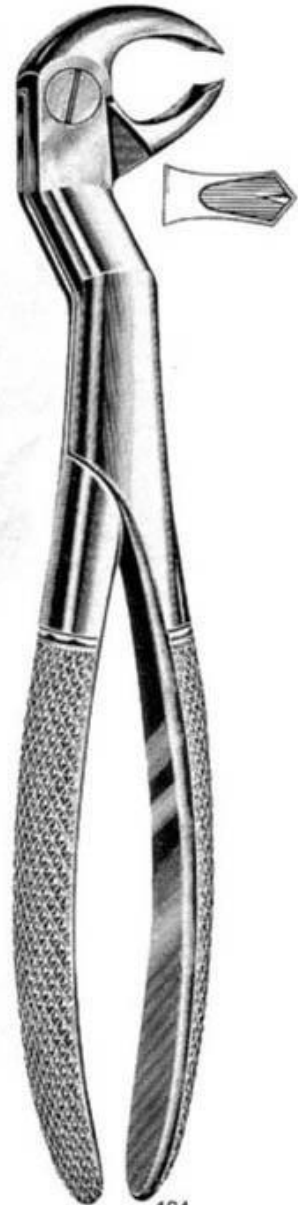
181  
Universal pattern for upper teeth



182  
Universal pattern for lower teeth



183  
Fig. 22 1/2 L  
Left lower wisdoms & molars



184  
Fig. 22 1/2 R  
Right lower wisdoms & molars

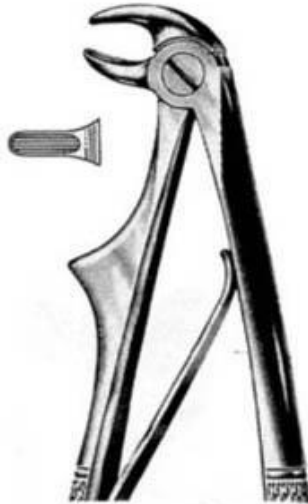




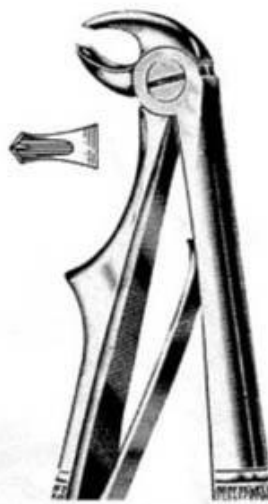
**MAST PAK**  
SURGICAL CORP.



185  
Fig. 3  
Upper molars



186  
Fig. 5  
Lower incisors



187  
Fig. 6  
Lower molars



188  
Fig. 7  
Lower roots




189  
Fig.137  
Upper incisors  
& canines



190  
Fig.139  
Upper premolars



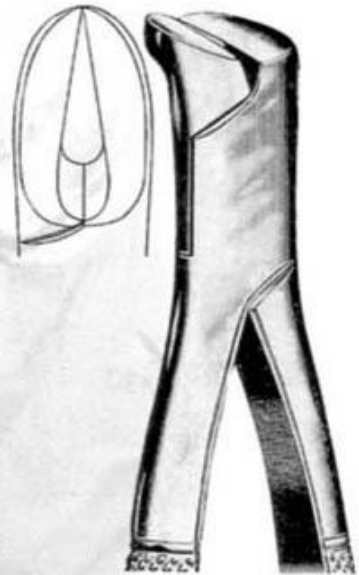
191  
Fig.51S  
Upper roots



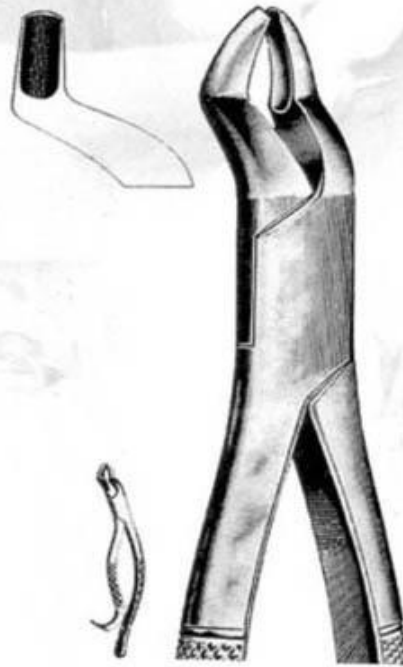
192  
Fig. 1  
Upper centrals, laterals & cuspids



193  
Fig. 5  
Lower third molars



194  
Fig. 6  
Splitting forceps



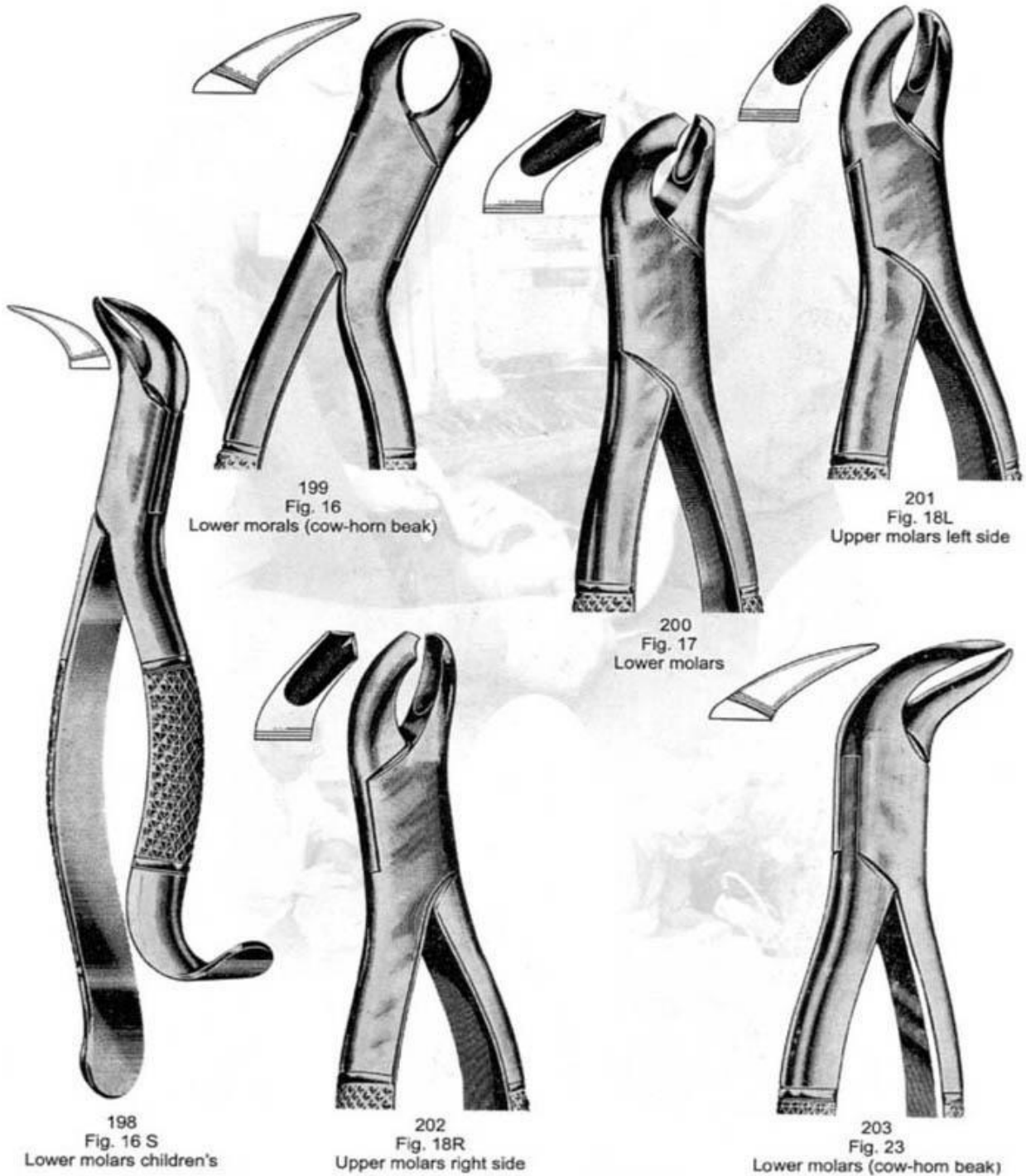
195  
Fig. 10 H  
Upper molars hook-handle



196  
Fig. 10 S  
Upper molars straight-handle



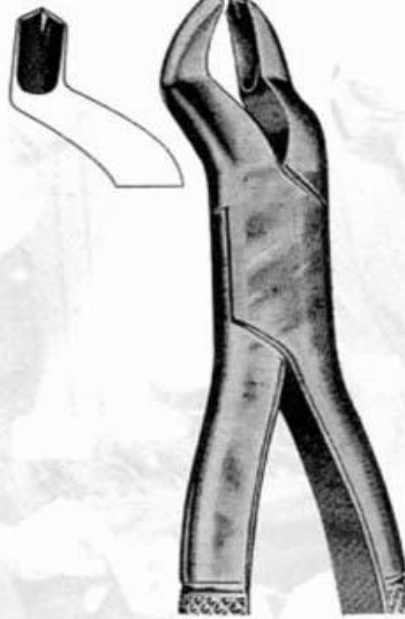
197  
Fig. 15  
Lower molars







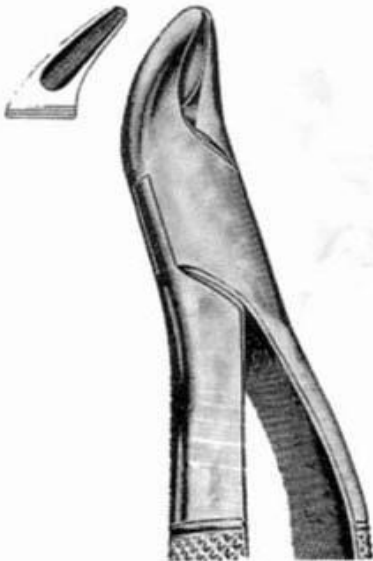
204  
Fig. 32  
Upper molars & pre molars  
strong beak



205  
Fig. 53 L  
Upper molars left side



206  
Fig. 53 R  
Upper molars right side



207  
Fig. 62  
Universal forceps  
for upper teeth & roots



208  
Fig. 65  
Upper Incisors & root



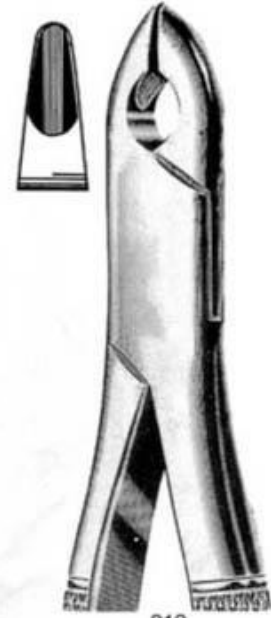
209  
Fig. 69  
Fragments & small roots  
Upper & lower



210  
Fig. 88 R  
Right upper molars



211  
Fig. 88L  
Left upper molars



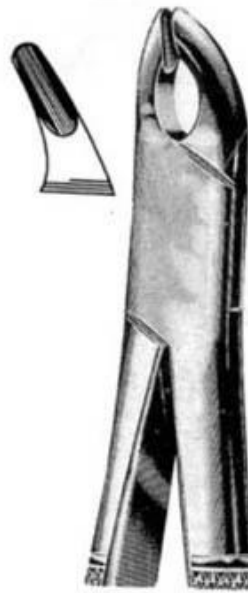
212  
Fig. 99C  
Upper Premolars.  
Molar & incisors



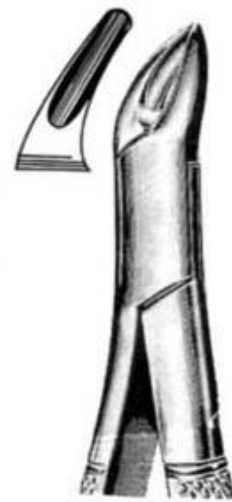
213  
Fig. 101  
Universal forceps  
for premolars



214  
Fig. 150  
Upper premolars  
incisors & roots




215  
Fig. 150A  
Upper premolars incisors & roots



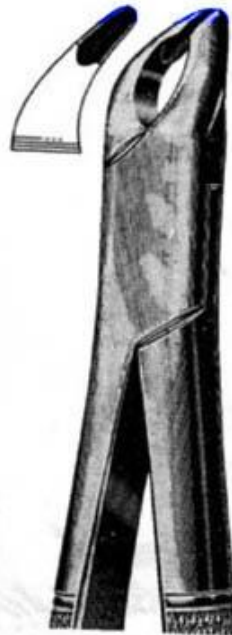
216  
Fig. 150S  
Upper premolars incisors & roots  
for children



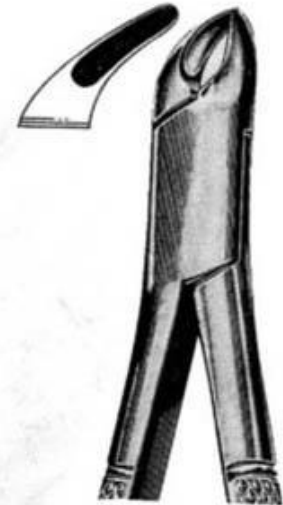
**MAST PAK**  
SURGICAL CORP.



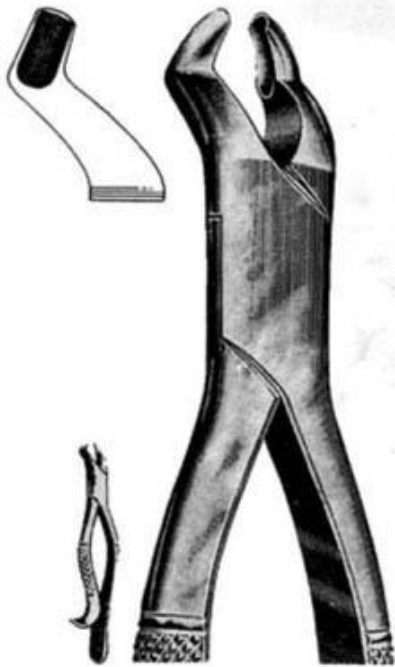
217  
Fig. 151  
Lower premolars, incisors & roots



218  
Fig. 151A  
Lower premolars, incisors & roots



219  
Fig. 151S  
Lower premolars, incisors & roots  
for children's



220  
Fig. 210H  
Upper wisdoms with  
hook handle



221  
Fig. 210S  
Upper wisdoms with  
straght handle



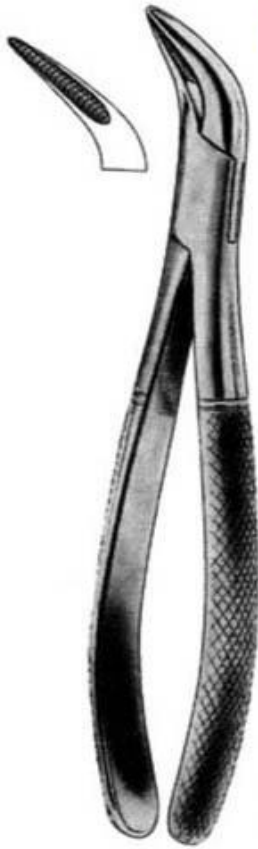
222  
Fig. 222  
Lower wisdoms

223  
Fig. 286  
Upper roots, premolars & incisors





**MAST PAK**  
SURGICAL CORP.



224  
Fig. 1  
Lower roots



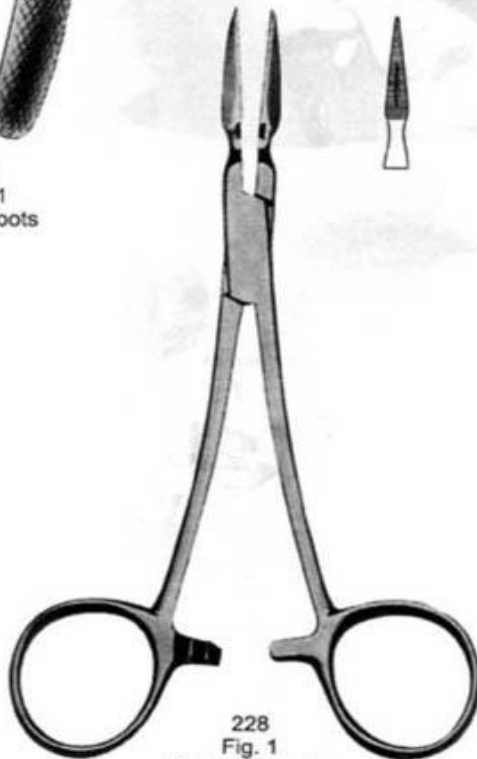
225  
Fig. 2  
Upper roots



226  
Albrecht 16cm



227  
Albrecht 16cm



228  
Fig. 1  
Root fragments



229  
Fig. 2  
Root fragments



## ROOT ELEVATORS



**MAST PAK**  
SURGICAL CORP.



239  
Fig. 1B  
Bein



240  
Fig. 2B  
Bein



241  
Fig. 3B  
Bein



242  
Fig. 4B  
Bein



243  
Fig. 5B  
Bein



244  
Fig. 6B  
Bein



245  
Fig. 4SA  
Schmeckebier-Apexo



246  
Fig. 5SA  
Schmeckebier-Apexo



247  
Fig. 34S  
Seldin



248  
Fig. 34  
Seldin



249  
Fig. 2S  
Seldin



250  
Fig. 3S  
Seldin



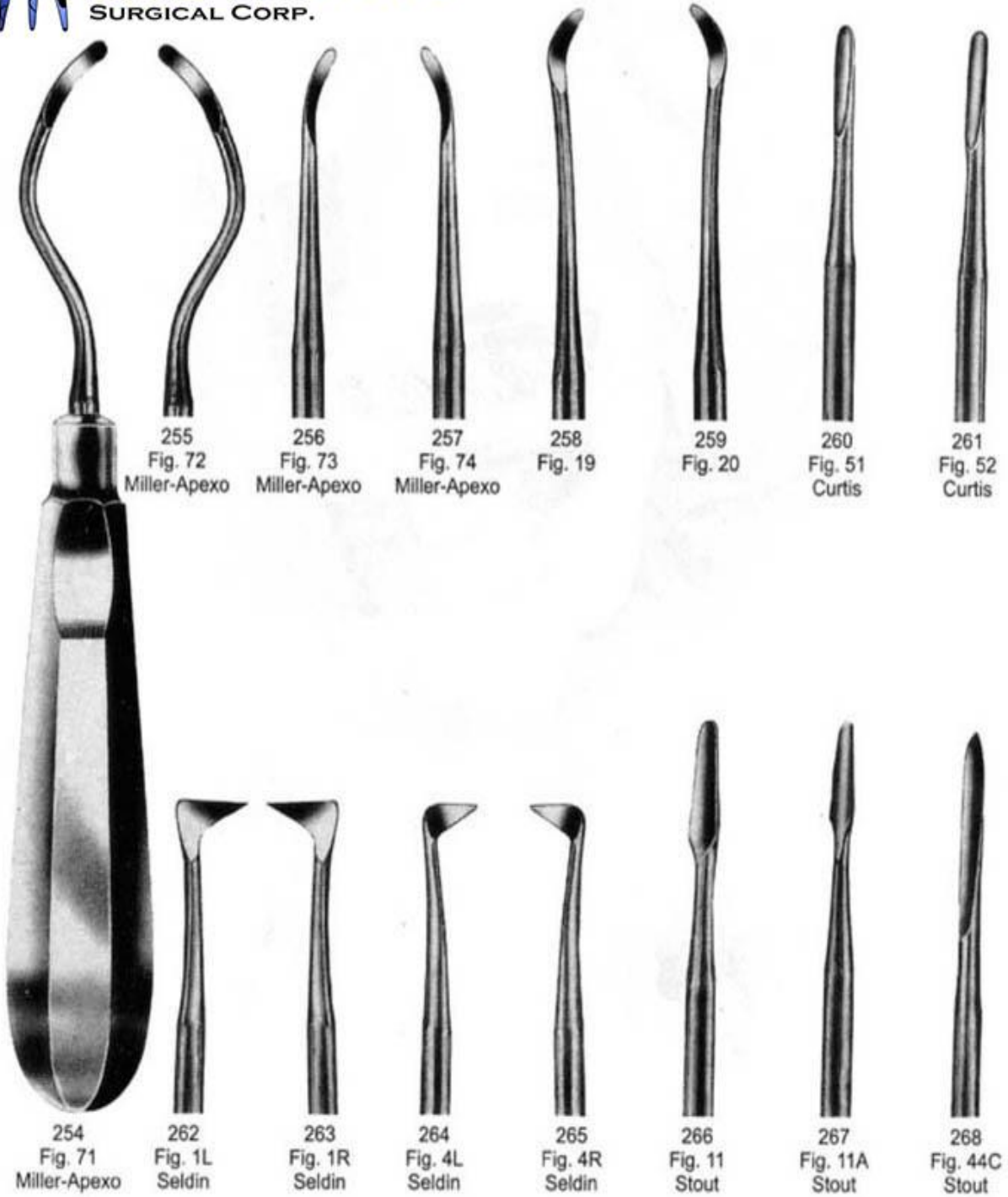
251  
Fig. 1F  
Flohr



252  
Fig. 2F  
Flohr



253  
Fig. 3F  
Flohr



255  
Fig. 72  
Miller-Apexo

256  
Fig. 73  
Miller-Apexo

257  
Fig. 74  
Miller-Apexo

258  
Fig. 19

259  
Fig. 20

260  
Fig. 51  
Curtis

261  
Fig. 52  
Curtis

254  
Fig. 71  
Miller-Apexo

262  
Fig. 1L  
Seldin

263  
Fig. 1R  
Seldin

264  
Fig. 4L  
Seldin

265  
Fig. 4R  
Seldin

266  
Fig. 11  
Stout

267  
Fig. 11A  
Stout

268  
Fig. 44C  
Stout



269  
Fig. A  
Cogswell



270  
Fig. B  
Cogswell



271  
Fig. 301  
Apexo



272  
Fig. 302  
Apexo



273  
Fig. 303  
Apexo



274  
Fig. 301W  
Seldin



275  
Fig. 304W  
Seldin



276  
Fig. 1H  
Heidbrink



277  
Fig. 2H  
Heidbrink



278  
Fig. 40H  
Heidbrink



279  
Fig. 41H  
Heidbrink



280  
Fig. 46



281  
Fig. 46R





283  
Fig. 45  
Cryer

284  
Fig. 25  
Cryer

285  
Fig. 26  
Cryer

286  
Fig. 31  
Cryer

287  
Fig. 32  
Cryer

288  
Fig. 80

289  
Fig. 81

282  
Fig. 44  
Cryer

290  
Fig. 81A

291  
Fig. 81E

292  
Fig. 190

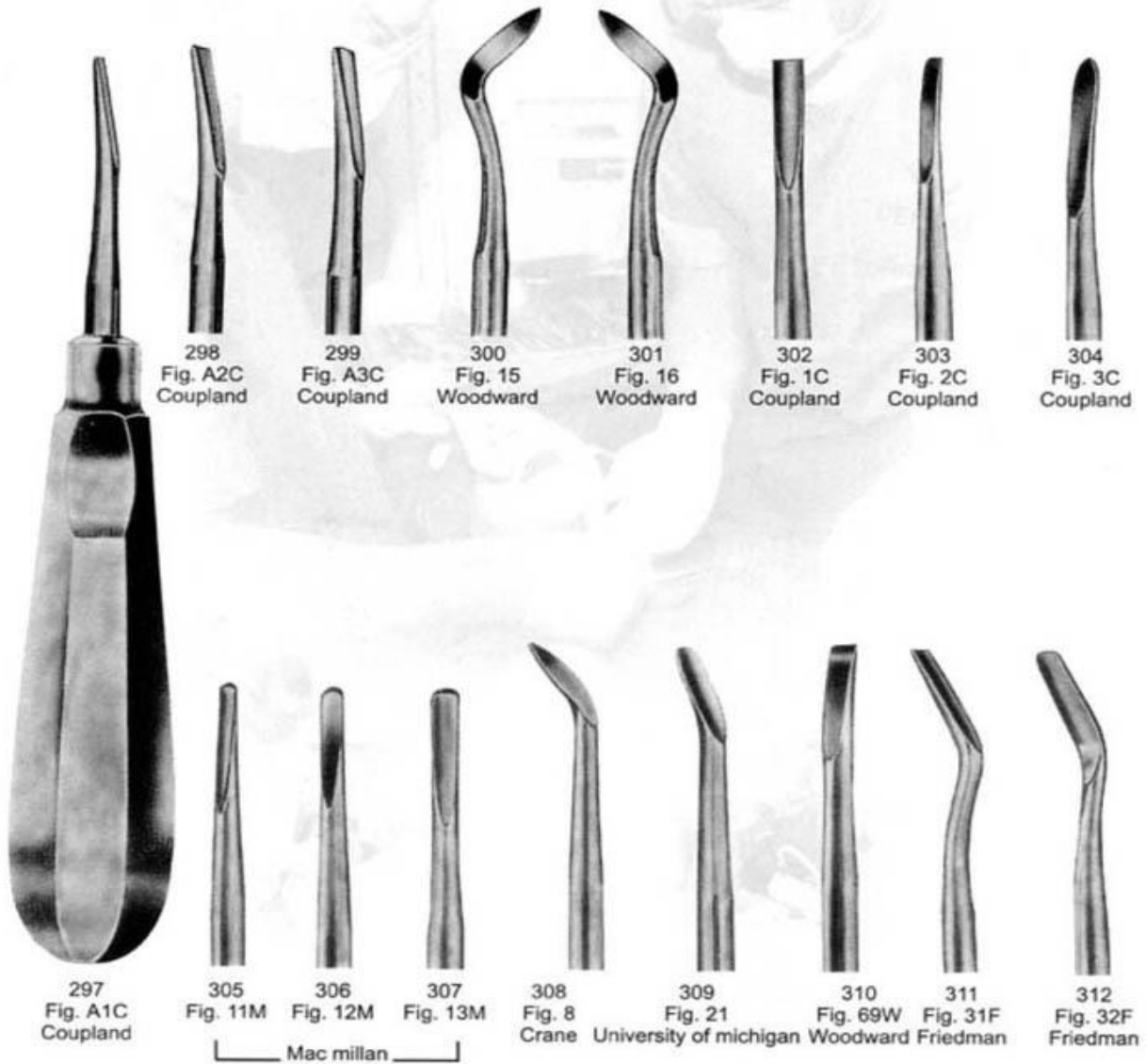
293  
Fig. 191

294  
Fig. 23

295  
Fig. 24

296  
Fig. 98







313  
Fig. 1  
Bein



314  
Fig. 2  
Bein



315  
Fig. 3  
Bein



316  
Fig. 4  
Bein



317  
Fig. 5  
Bein



318  
Fig. 6  
Bein



319  
Fig. 1



320  
Fig. 2



321  
Fig. 2  
Flohr



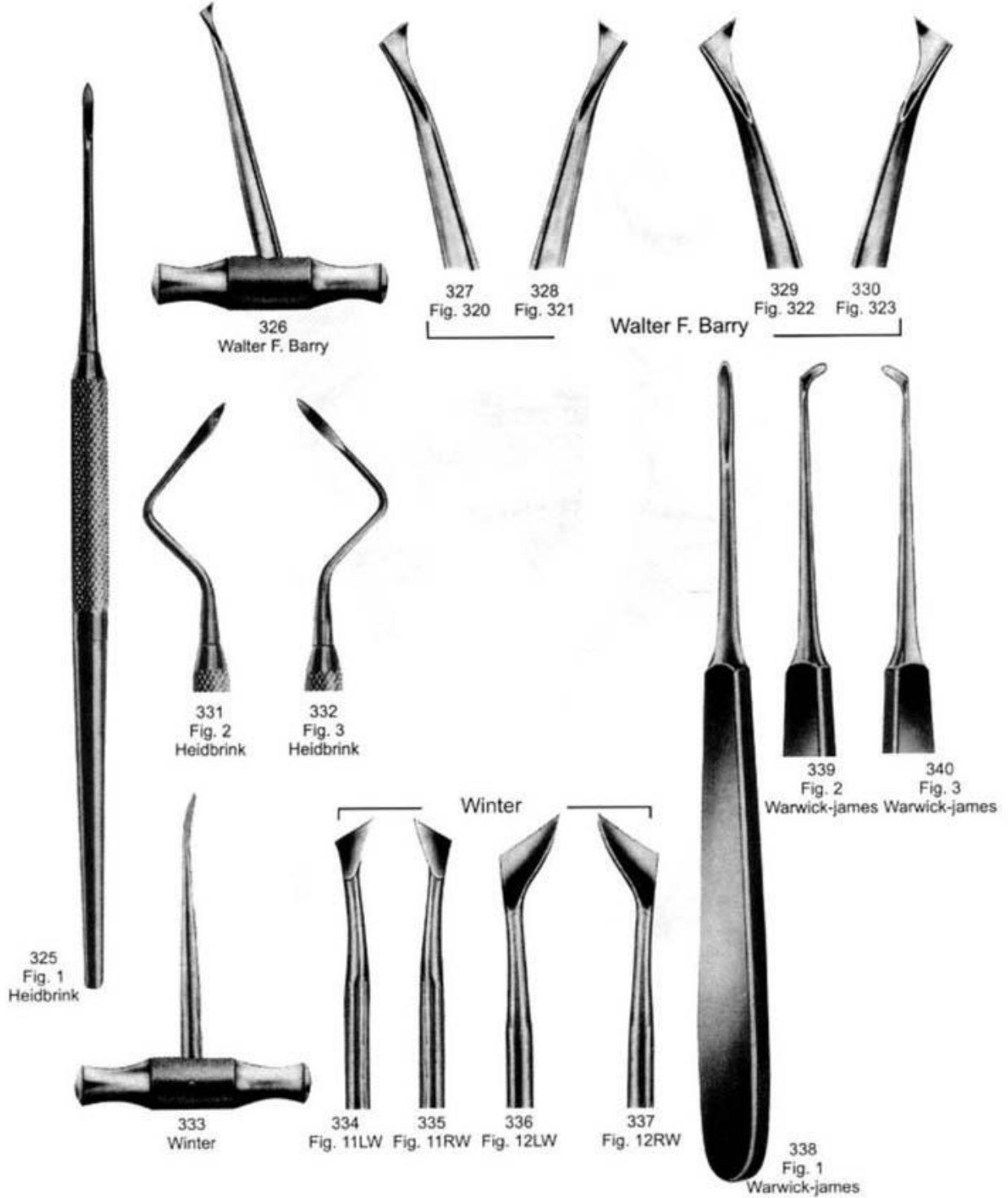
322  
Fig. 3  
Flohr



323  
Fig. 3  
Cryer



324  
Fig. 8  
Cryer





**MAST PAK**  
SURGICAL CORP.



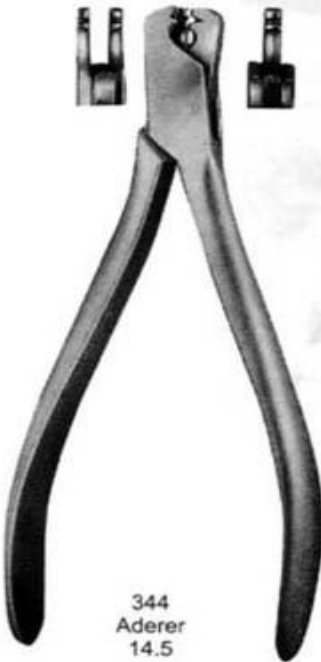
341  
Waldsachs  
15cm



342  
Universal  
16cm



343  
Nance  
13.5



344  
Aderer  
14.5



345  
Model marburg  
Serrated jaws  
14cm



346  
Model marburg  
Smooth jaws  
14cm



347  
Model marburg  
Carbid inserts jaws  
14cm



348  
Goslee  
One Serrated jaws  
14cm





**MAST PAK**  
SURGICAL CORP.



349  
14cm



350  
14cm



351  
14cm



352  
14.5cm



353  
14.5cm



354  
14cm



355  
14cm



356  
14cm



357  
Serrated jaws  
12cm



358  
How  
14.5cm



359  
How-angled  
14.5cm



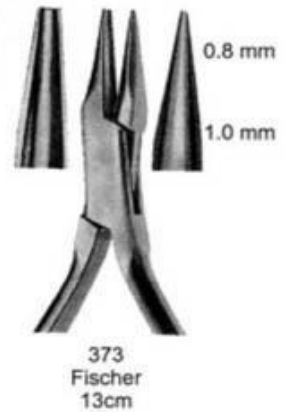
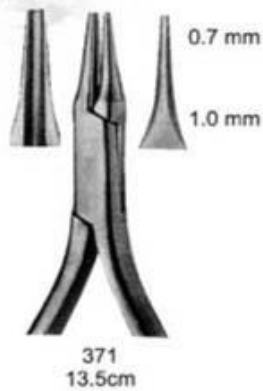
360  
Arrow clasp forming  
12cm



361  
Arrow clasp forming  
12cm



362  
Arrow clasp bending  
12cm



PLIERS FOR ORTHODONTICS  
& PROSTHETICS



**MAST PAK**  
SURGICAL CORP.



374  
Aderer  
12cm



375  
Aderer-Heavy  
12cm



376  
Tweed  
14.5cm



377  
O'brien  
13.5cm



378  
Wire bending pliers  
12.5cm



379  
Adams  
12.5cm



381  
Young  
14cm



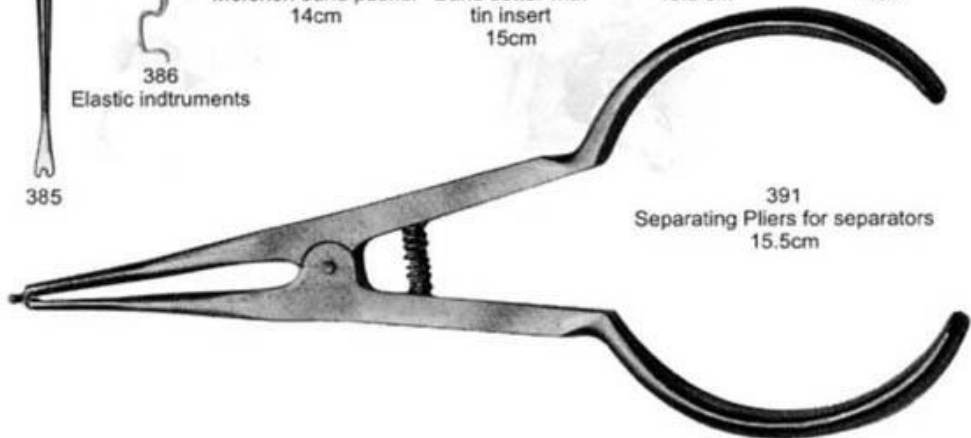

379  
Adams  
12.5cm



380  
frevert  
12.5cm



382  
Clasp forming  
14cm







392  
Mathieu pliers  
14cm

393  
Elastic ligature placing pliers  
14cm

394  
Mathieu ligating pliers  
14cm

395  
Mathieu pliers  
with finger ring  
14cm

396  
Mosquito pliers



398  
Bracket placing tweezers



399  
Bracket placing tweezers



397  
Bracket positioning gauge



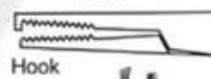
400  
Ligature tying piler



401  
Bracket holding tweezers



402  
Band seating instrument  
nylon



Hook



403  
Mosquito Forceps



405  
Fig. 2  
12cm Straight



407  
Fig 2  
13cm  
Goldman-Fox  
Saw edge  
curved



409  
Fig. 2  
11.5cm  
Iris  
Curved

410  
Fig. 3  
11.5cm  
Iris



412  
Fig. 2  
11.5cm  
Angular

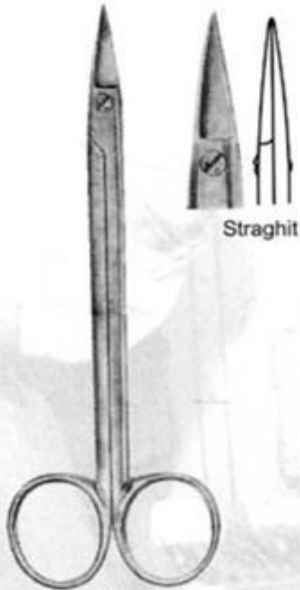
411  
Fig. 1  
11.5cm  
Angular Saw edge



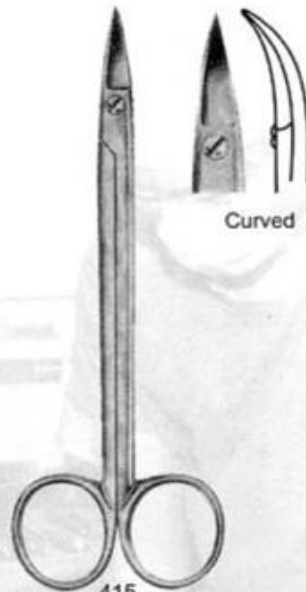
Curved, saw edge




413  
Fig. 1  
La Grange  
11.5cm



414  
Fig. 1  
Quinby  
12.5cm



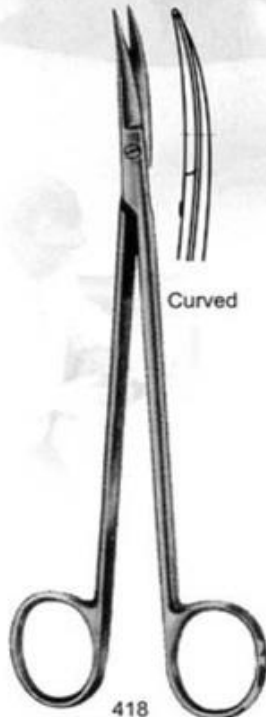
415  
Fig. 2  
Quinby  
12.5cm



416  
Fig. 3  
Goldman-Fox (Special)  
12.5cm



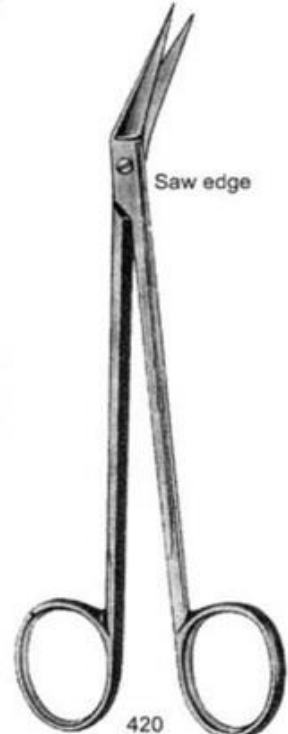
417  
Fig. 1  
Kelly  
16cm



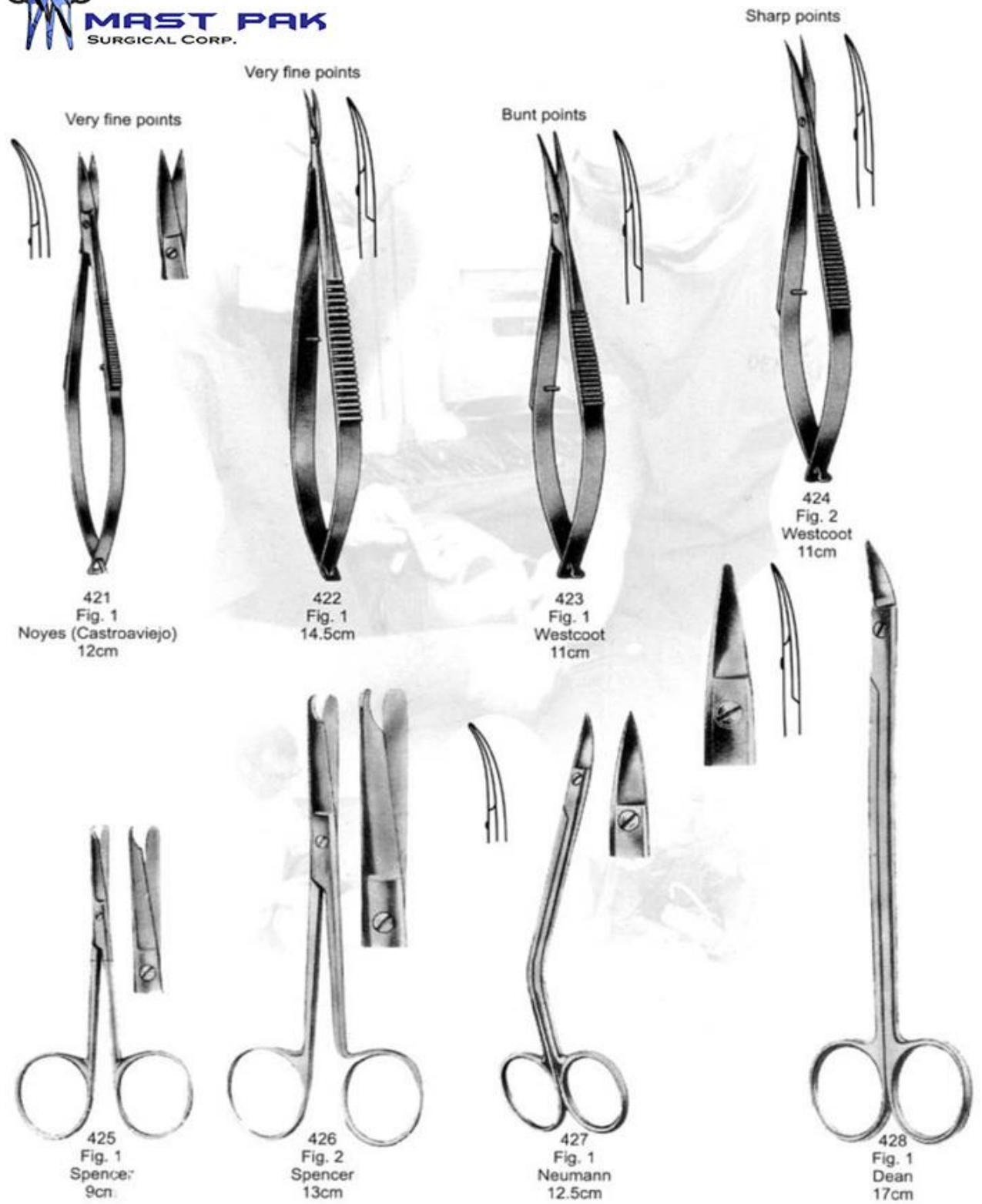
418  
Fig. 2  
Kelly  
16cm



419  
Fig. 1  
Locklin  
16.5 cm



420  
Fig. 2  
Locklin  
16.5cm



Very fine points

Very fine points

Bunt points

Sharp points

421  
Fig. 1  
Noyes (Castroaviejo)  
12cm

422  
Fig. 1  
14.5cm

423  
Fig. 1  
Westcott  
11cm

424  
Fig. 2  
Westcott  
11cm


425  
Fig. 1  
Spencer  
9cm

426  
Fig. 2  
Spencer  
13cm

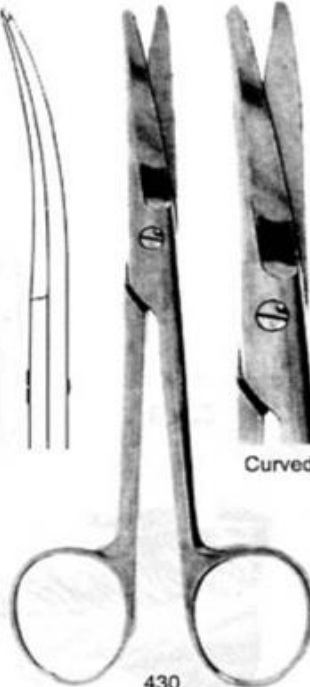
427  
Fig. 1  
Neumann  
12.5cm

428  
Fig. 1  
Dean  
17cm





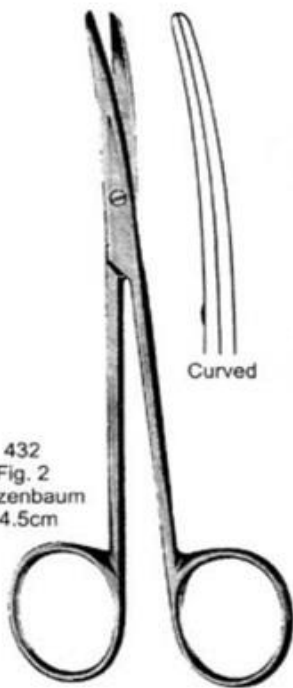
429  
Fig. 1  
Mayo  
14.5cm



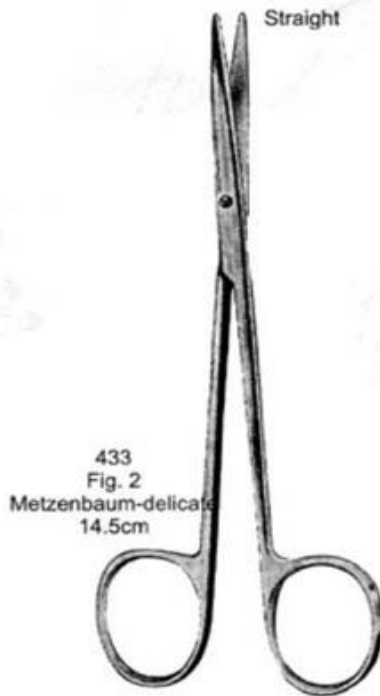
430  
Fig. 2  
Mayo  
14.5cm



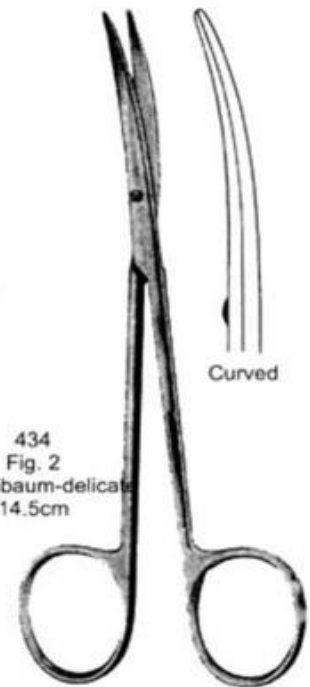
431  
Fig. 2  
Metzenbaum  
14.5cm



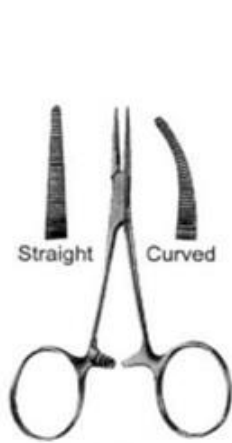
432  
Fig. 2  
Metzenbaum  
14.5cm



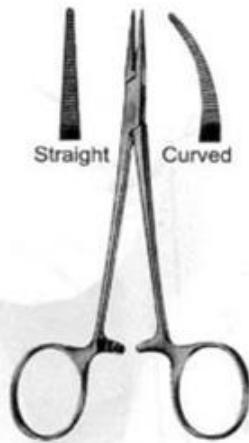
433  
Fig. 2  
Metzenbaum-delicate  
14.5cm



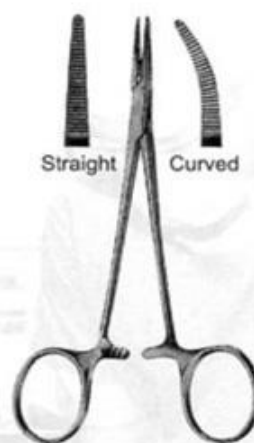
434  
Fig. 2  
Metzenbaum-delicate  
14.5cm



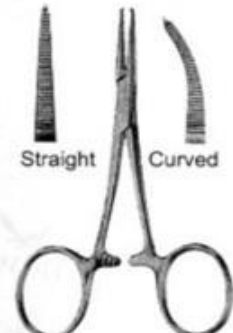
435  
Baby-mosquito  
10cm



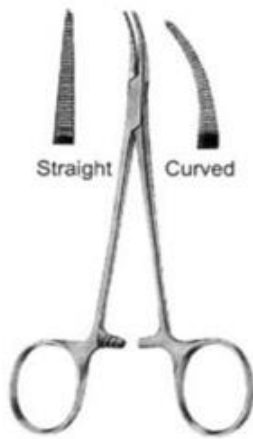
436  
Micro-Halsted  
12.5cm



437  
Halsted-mosquito  
12.5cm



438  
Baby-mosquito  
10cm



439  
Micro-Halsted  
12.5cm



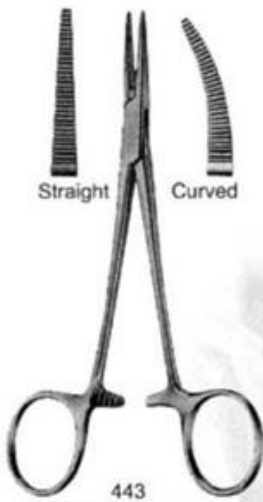
440  
Halsted-Mosquito  
12.5cm



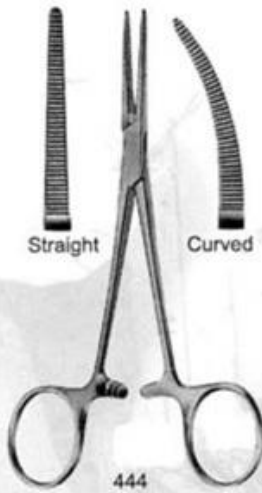
441  
Pean  
12.5cm, 5"



442  
Pean  
13cm



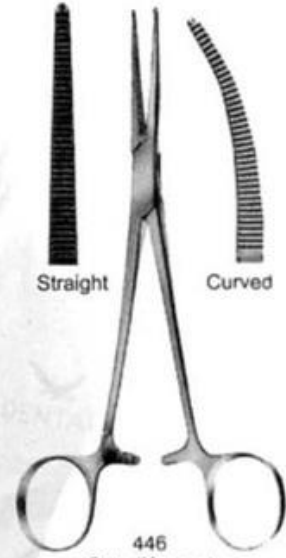
443  
Baby-Crite (Pean)  
14cm



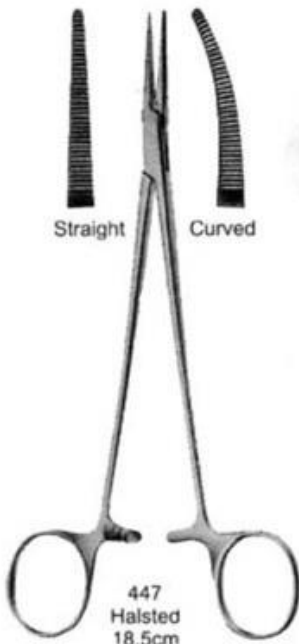
444  
Crile  
14cm



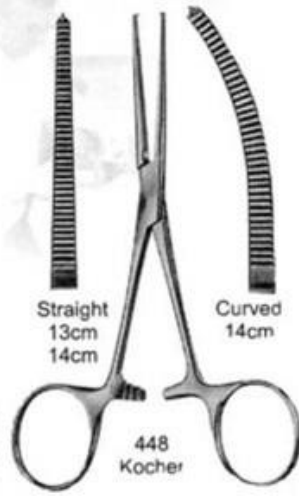
445  
Baby-Crite (Kocher)  
14cm



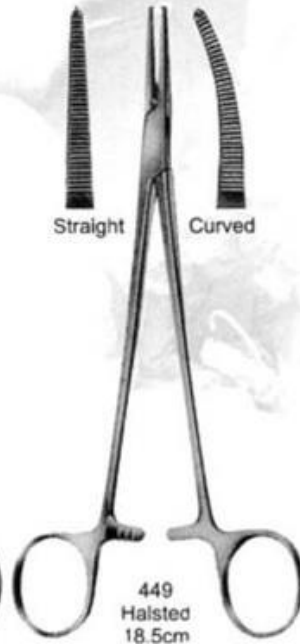
446  
Crile (Kocher)  
16cm



447  
Halsted  
18.5cm



448  
Kocher  
14cm



449  
Halsted  
18.5cm



450  
Baby-mixer  
18cm



451  
Without Ratchet  
14.5cm



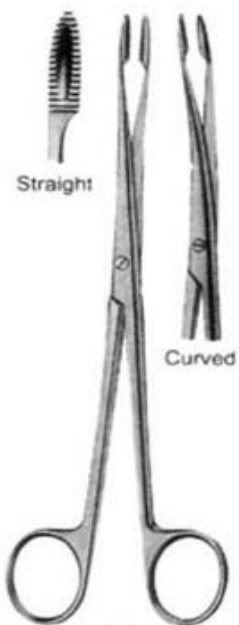
452  
With Ratchet  
14.5cm



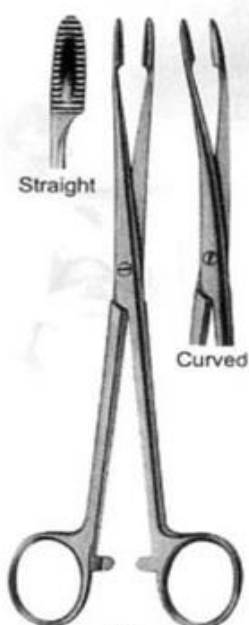
453  
Curved  
17.5cm



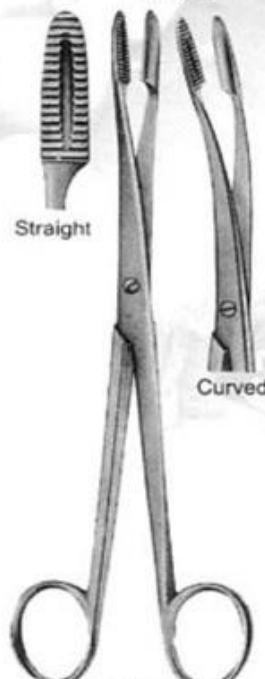
454  
Curved  
21cm



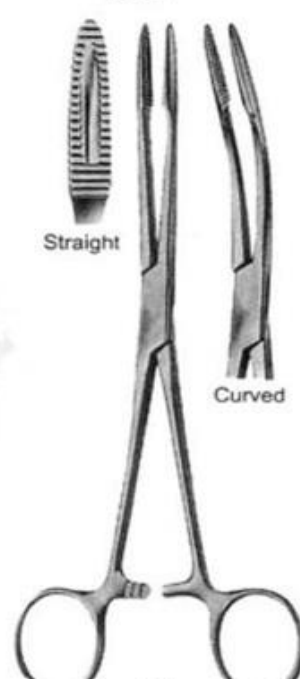
455  
Without Ratchet  
18cm



456  
With Ratchet  
18cm



457  
Without Ratchet  
20cm



458  
With Ratchet  
20cm

Straight

Curved

Straight

Curved

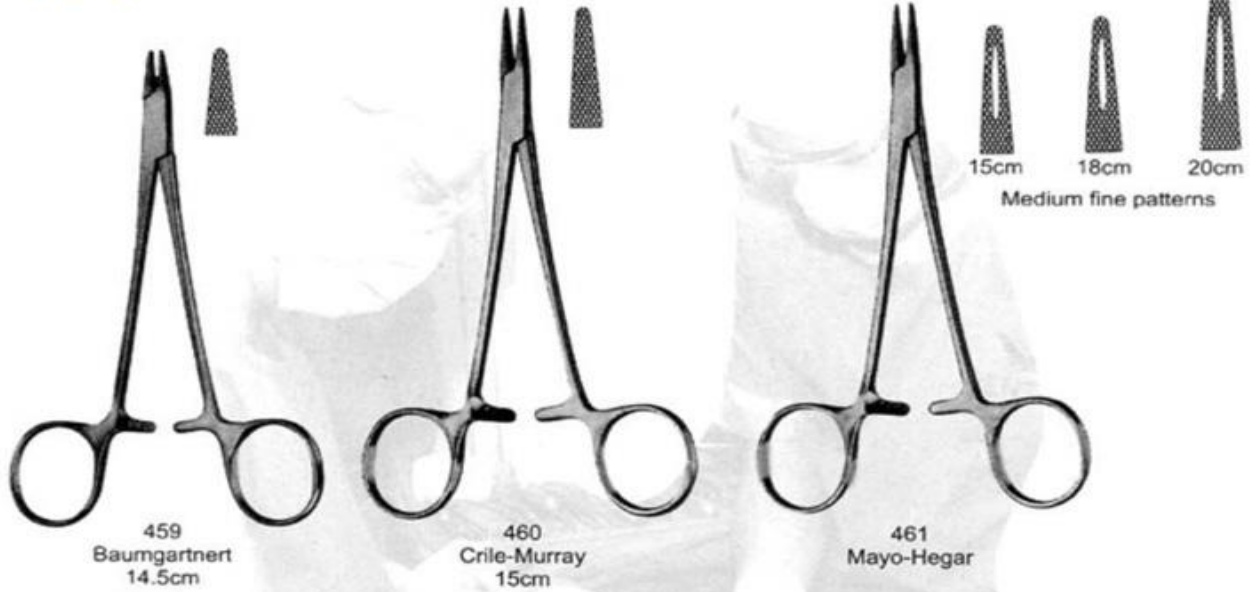
Straight

Curved

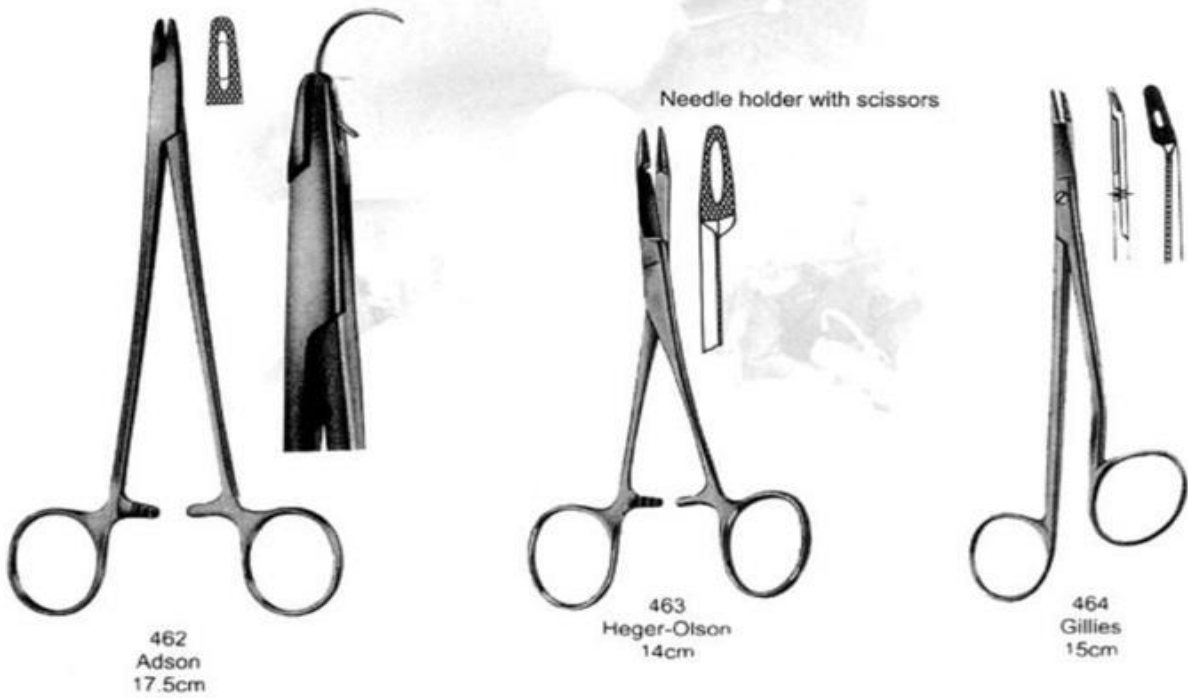
Straight

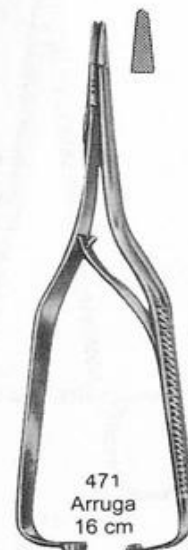
Curved



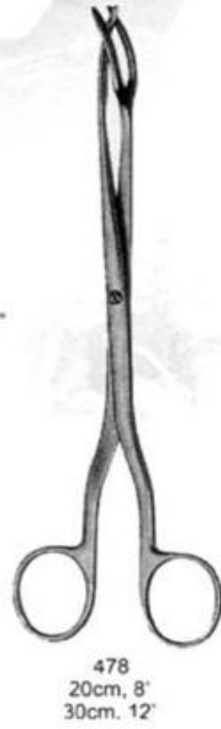
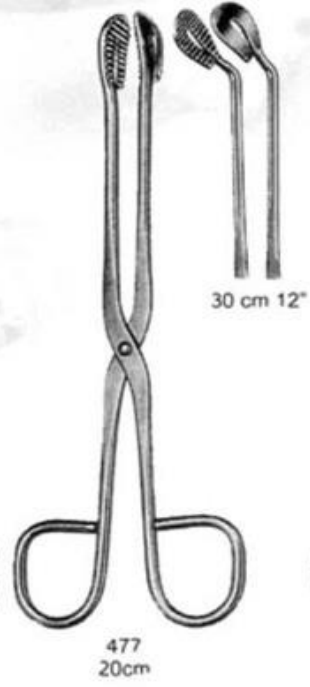
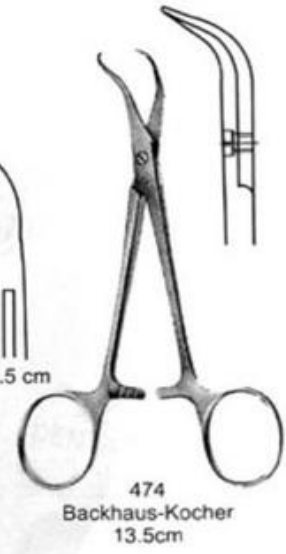
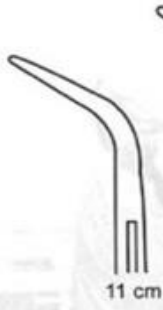
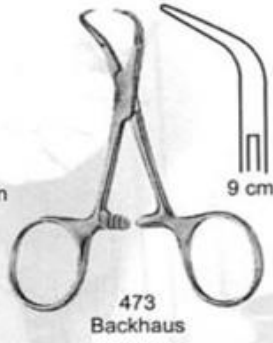
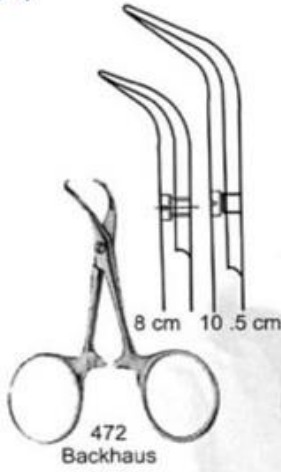



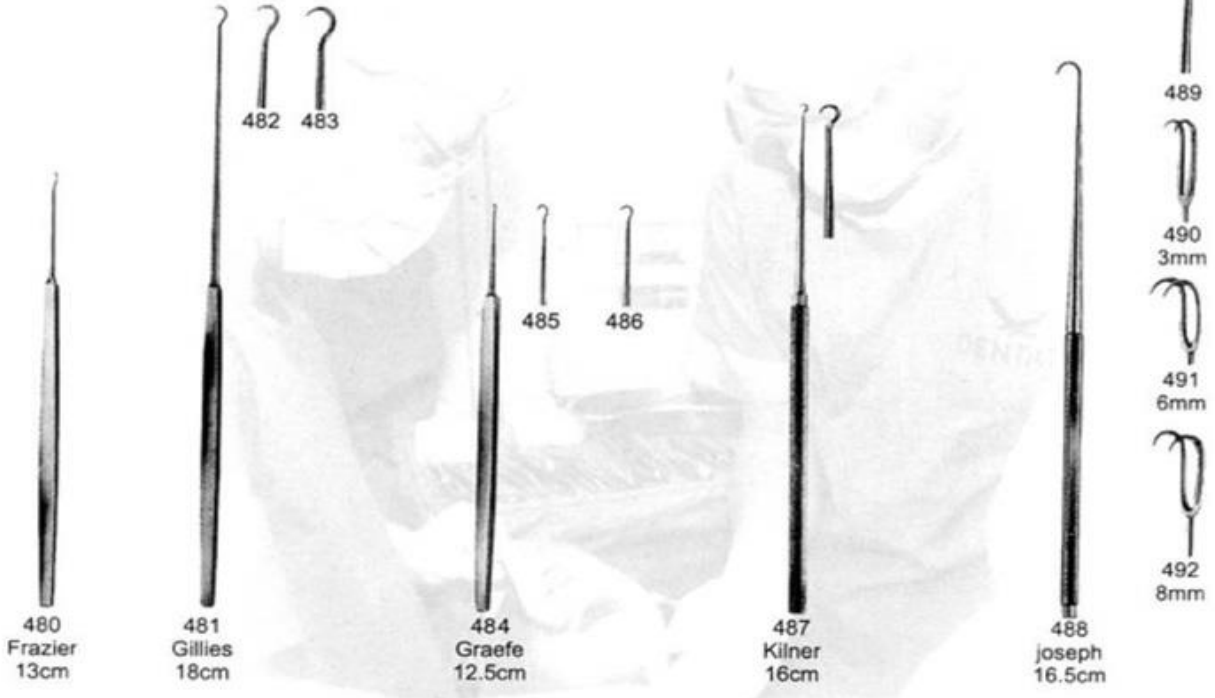
Designed for Frontal & Palate Suture



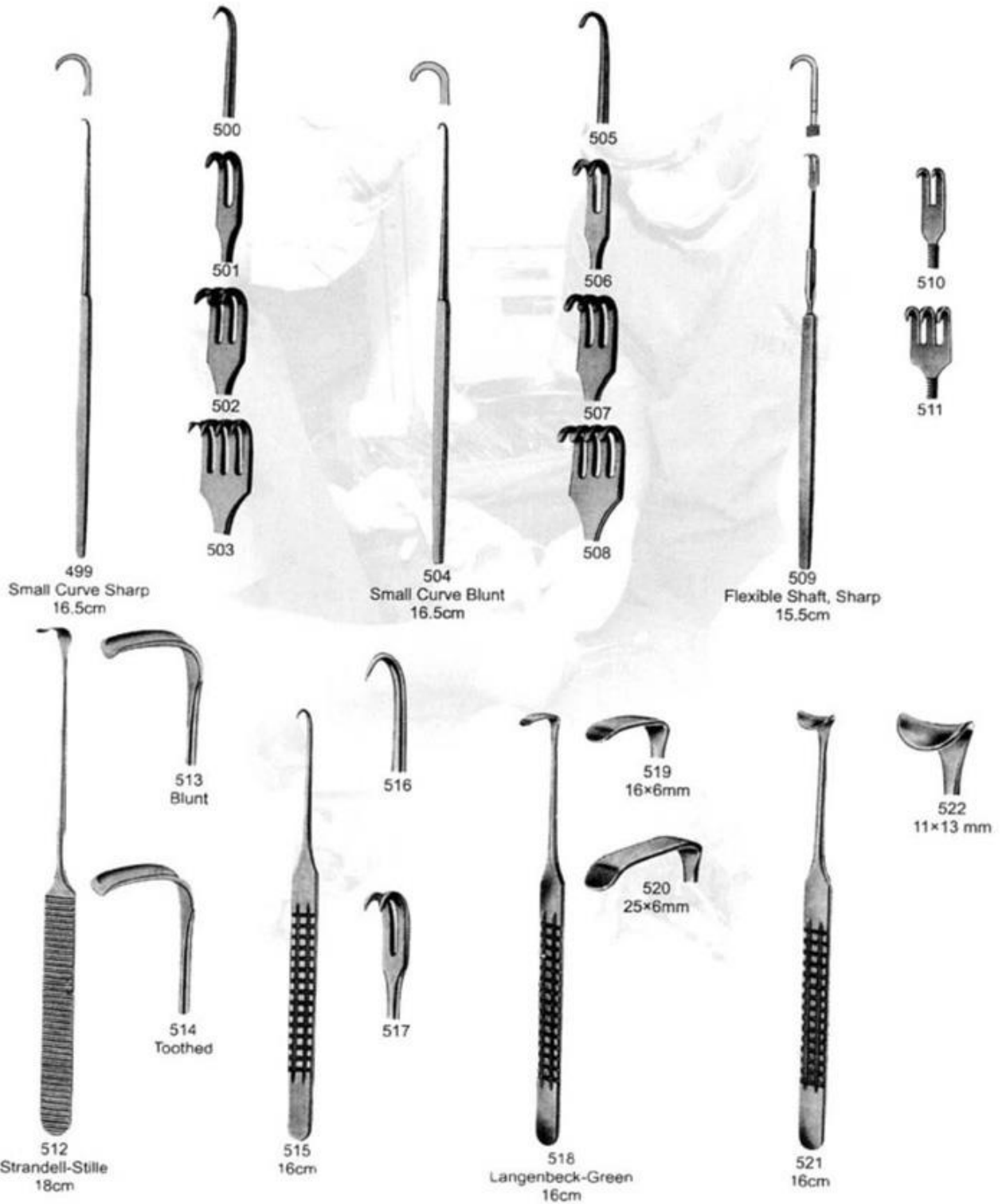


Towel clamp sterilizing  
FORCEPS FOR STERILE INSTRUMENTS





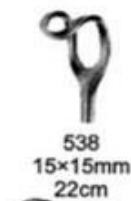








538  
Middeldorpf



538  
15×15mm  
22cm



539  
20×22mm  
21.5cm



540  
28×28mm  
23.5cm



541  
Greene  
22.5cm



542  
Buchs  
20.5cm



543  
Langenbeck  
21cm



543  
28×10mm




544  
28×14mm




545  
33×14mm



546  
28×16mm




547  
40×10mm



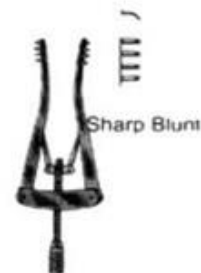
548  
40×13mm



549  
Kocher  
21cm



23×8mm



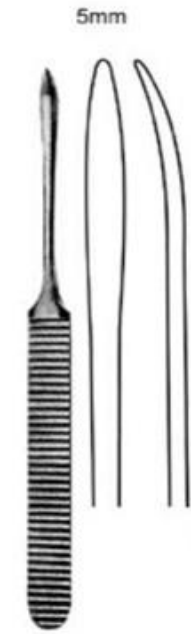
550  
Alm  
7cm

Sharp Blunt

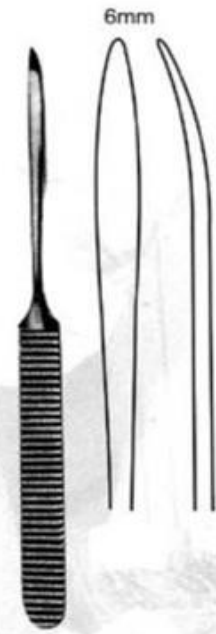


551  
Alm  
10cm

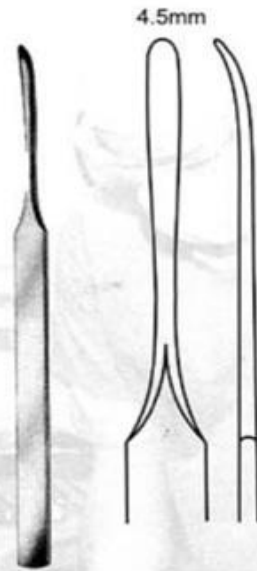
Sharp Blunt




552  
Williger  
16.5



553  
Williger  
17cm



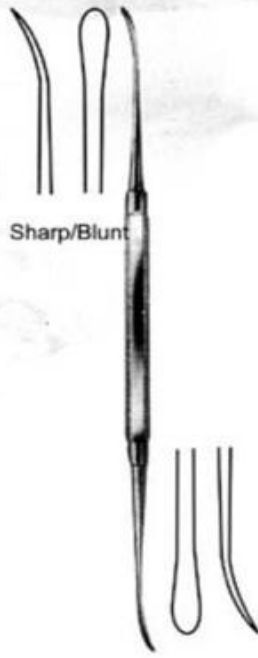
554  
Konig  
15.5mm



555  
Konig  
15.5cm



556  
Freer  
19cm



557  
Freer  
18.5cm



558  
Freer-Yasargin  
18.5cm




559  
Kendzia  
17cm








**MAST PAK**  
SURGICAL CORP.



574  
Seldin  
19.5cm



575  
Seldin  
19.5cm

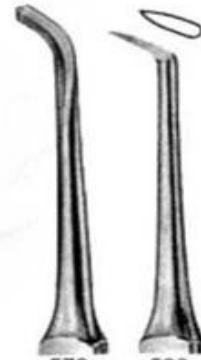


576  
Chompret  
15cm



577

578



579

580



581  
Freer  
16cm



582  
Freer  
16cm




583  
Partsch, mod  
14.5cm



584  
Mead  
16.5cm




585  
Mead  
18cm



586  
Partsch  
17cm



587  
Freer  
16cm



588  
Freer  
16cm



589  
Lucas  
16cm



590  
Lucas  
16cm




591  
Lambotte  
12.5cm



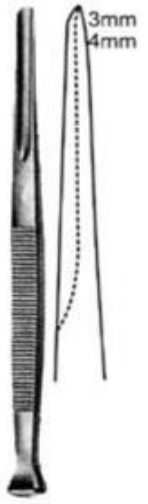
592  
14cm



593  
Partsch  
14cm



594  
Partsch  
17cm



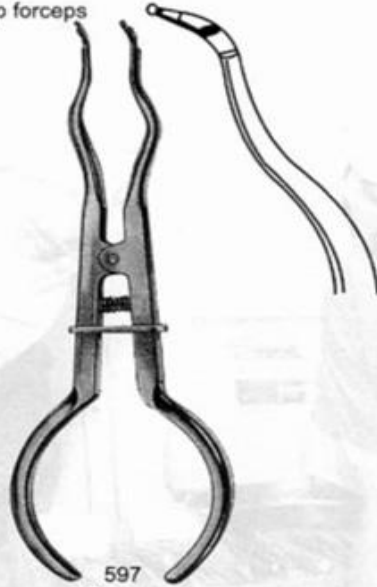
595  
Partsch  
14cm



Calmp forceps



596  
Ivory light weight  
17cm



597  
Brewer  
17.5cm



598  
Stokes  
17.5cm

Punch forceps

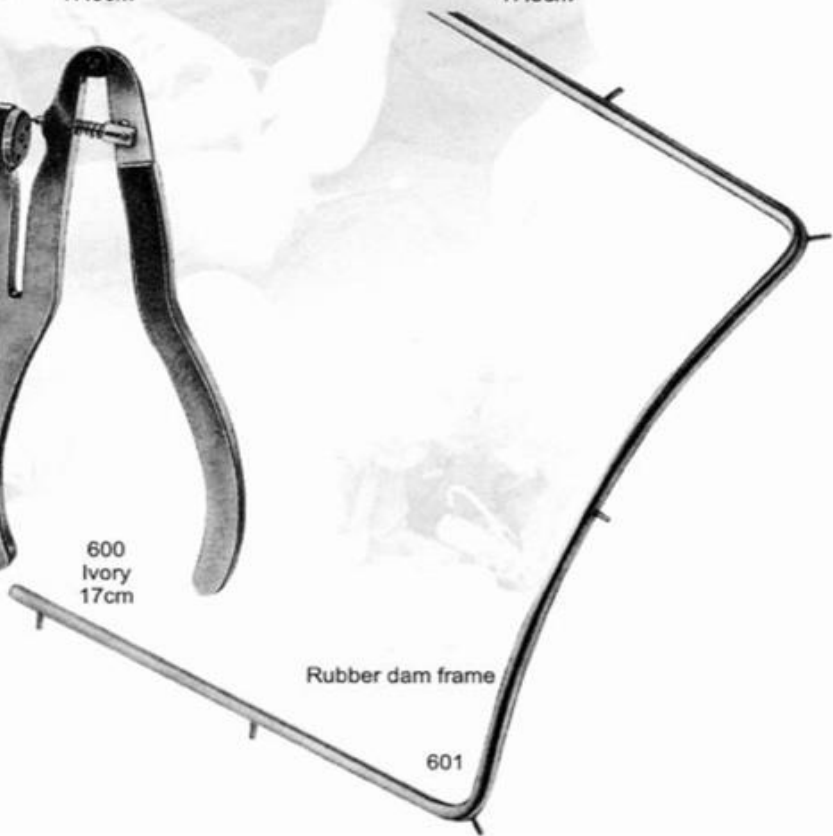


599  
Ainsworth  
17cm



600  
Ivory  
17cm

Rubber dam frame



601





602  
Fig. 1  
Adson, 12cm



603  
Fig. 1  
Adson1x2, 12cm



604  
Fig. 1  
Semken-Taylor  
12.5 cm



605  
Fig. 2  
Semken-Taylor  
12.5cm



606  
Fig. 1  
Semken-Taylor 1x2  
12.5cm



607  
Fig. 2  
Semken-Taylor 1x2  
12.5cm



608  
12cm



609  
11.5cm



610  
11.5cm



611  
11.5cm





**MAST PAK**  
SURGICAL CORP.

- 612  
15cm  
Suture Plier
- 613  
Fig. 1  
15cm  
Goldman-Fox  
(Crane-Kaplane)
- 614  
Fig. 2  
15cm  
Goldman-Fox  
(Crane-Kaplane)
- 615  
Fig. 1  
15cm  
Self-Locking
- 616  
Fig. 2  
15cm  
Self-Locking
- 617  
Fig. 1  
15cm  
Flagg
- 618  
Fig. 2  
15cm  
London College
- 619  
Fig. 3  
16cm  
Meriam
- 620  
Fig. 4  
13cm  
Perry
- 621  
Fig. 18L  
16cm  
Self-Locking
- 622  
Fig. 2  
16cm  
College
- 623  
Fig. 3  
16cm

# MOUTH MIRRORS HANDLES FOR MOUTH MIRRORS





632  
Fig. 3L



633  
Fig. 7



634  
Fig. 5



635  
Fig. 5A



636  
Fig. 3



637  
Fig. 3G



638  
Fig. 4






**A**  
Single ended  
knurling round



**B**  
Double ended  
knurling round



**C**  
Single ended  
octangle serrated



**D**  
Double ended  
octangle serrated



**E**  
Single ended  
hollow round



**F**  
Double ended  
hollow round



**G**  
Double ended  
hollow round grooved



**H**  
Double ended  
Swiss pattern octangle

**Note:**

If you have preference different from the standard handle shown, please specify the optional handle number when ordering. If the tip/handle combination you desire is not shown, we will be glade to provide you with a quote for its preparation.



640  
Fig. 23



640  
Fig. 2



641  
Fig. 16



642  
Fig. 9



643  
Fig. 10



644  
Fig. 12



645  
Fig. 11



646  
Fig. 6




647  
Fig. 8



648  
Fig. 5



649  
Fig. 17



650  
Fig. 17A



651  
Fig. 3



652  
Fig. 3A



653  
Fig. 1  
Spreader



654  
Fig. 2  
Spreader



655  
Fig. 3  
Spreader



656  
Fig. 4  
Spreader



657  
Fig. 5  
Spreader

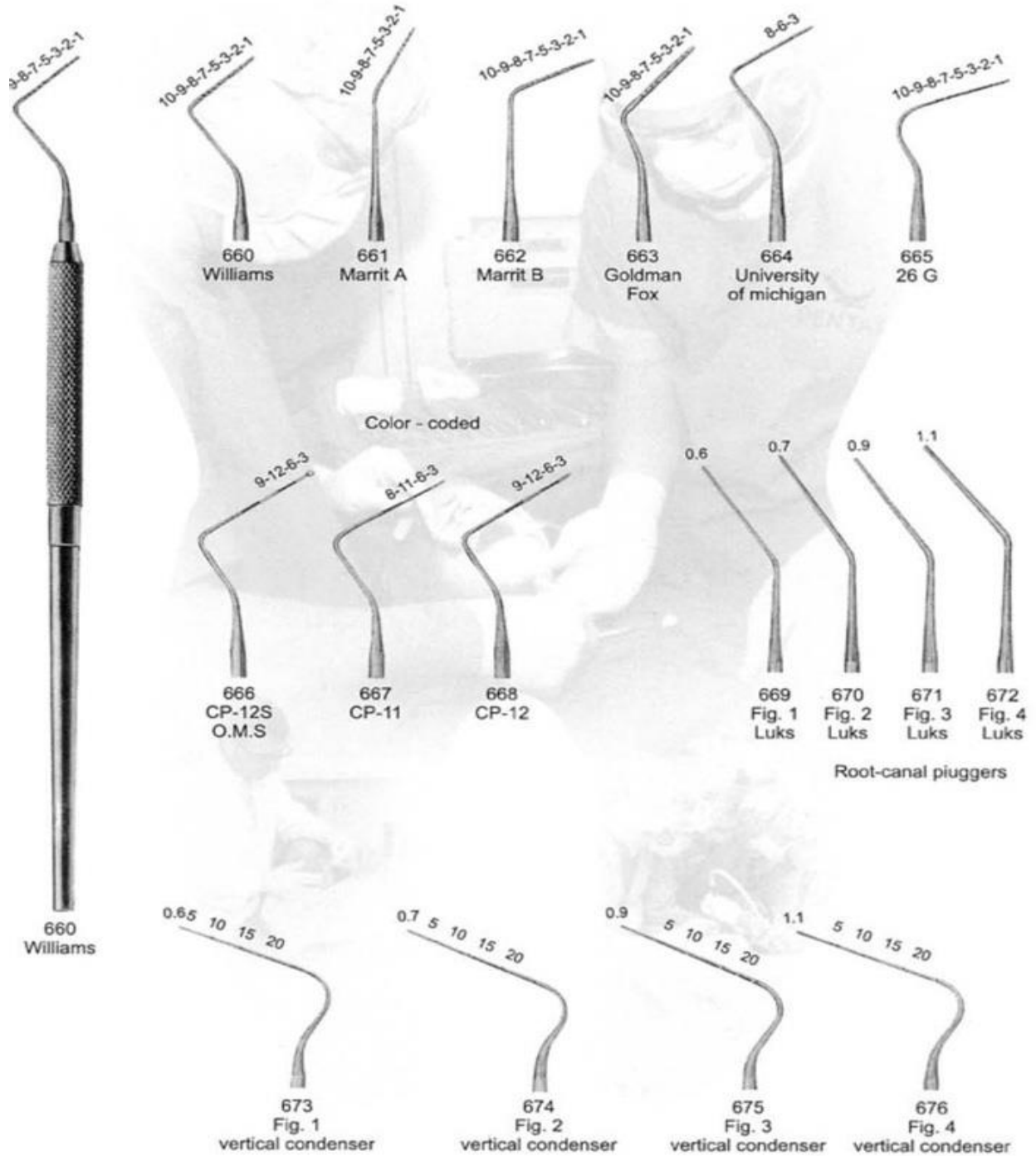


658  
Fig. 6  
Spreader



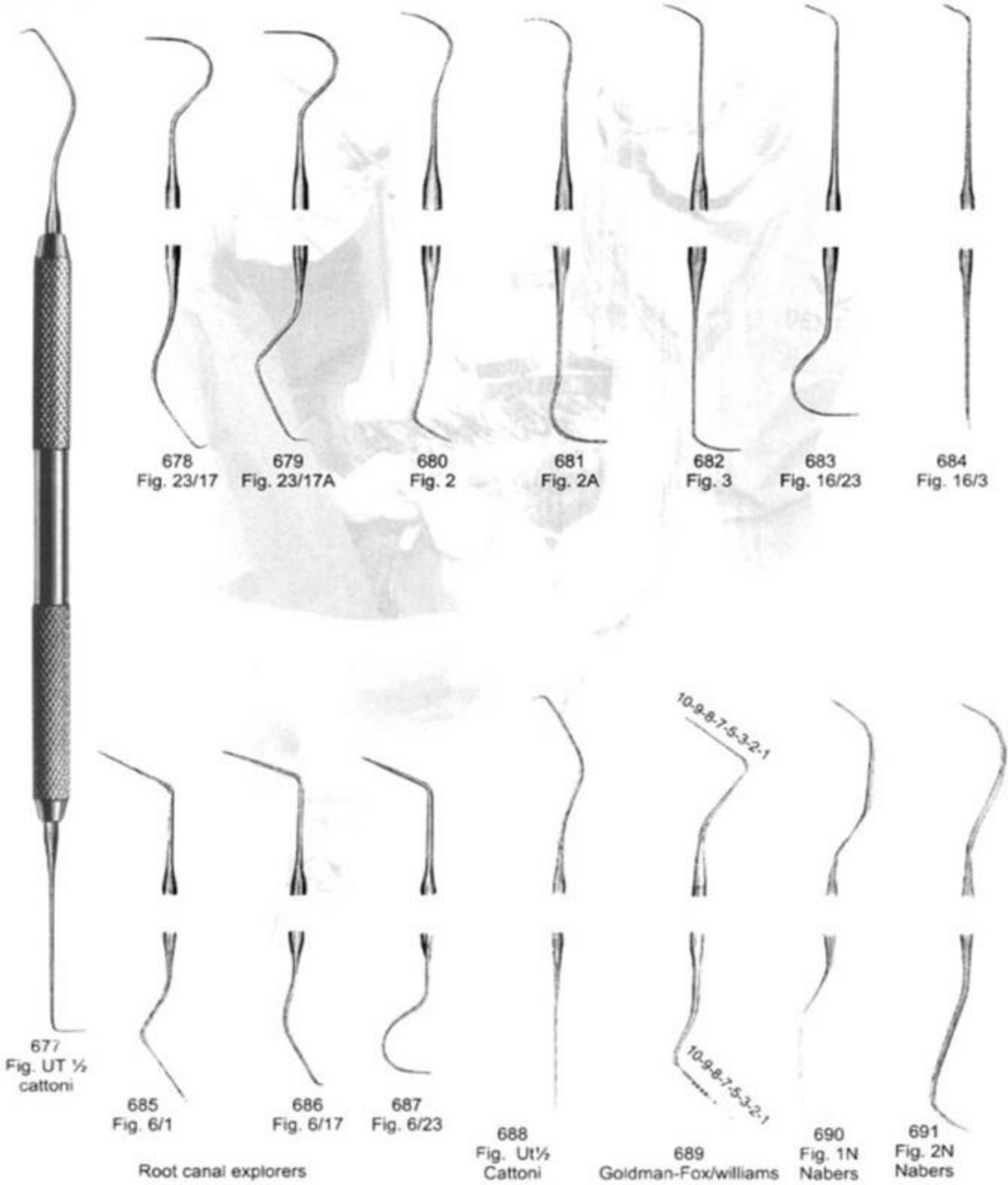
659  
Fig. 7  
Spreader

# PERIODONTAL POCKET PROBES ENDODONTIC INSTRUMENTS





**MAST PAK**  
SURGICAL CORP.

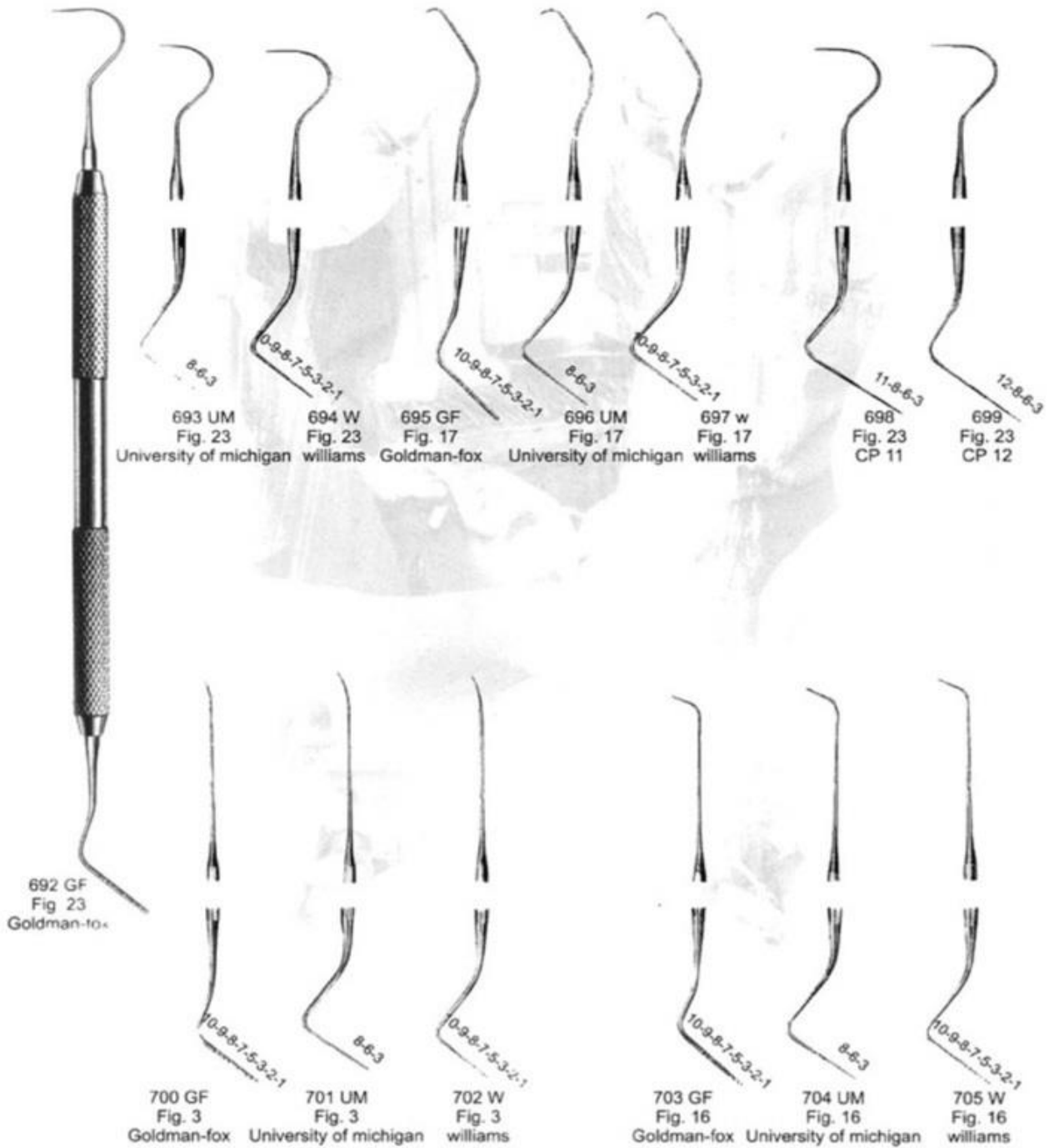




# Explorers Endodontic Instruments

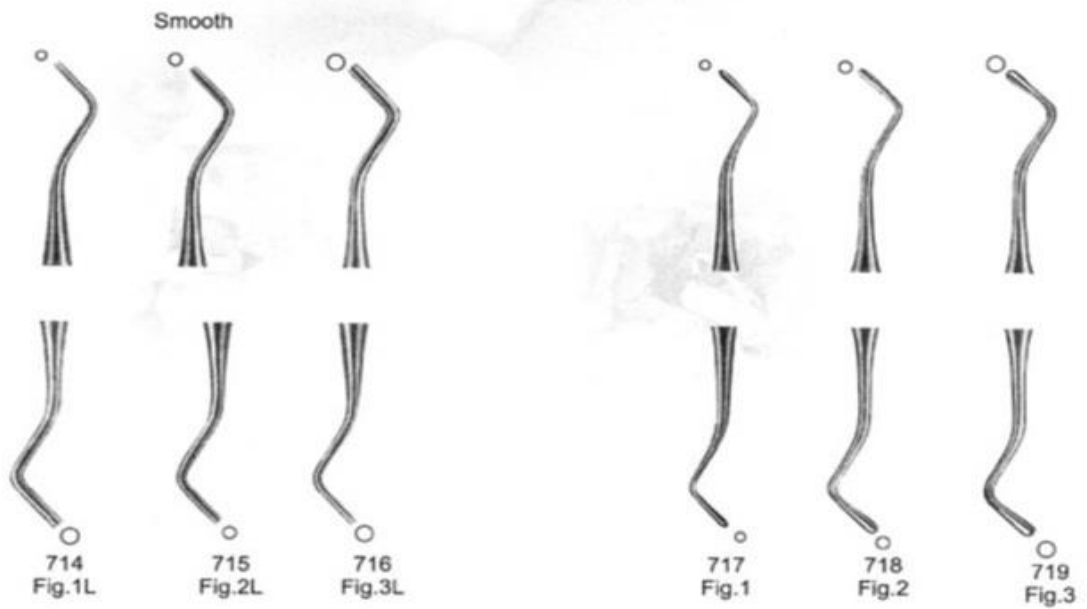
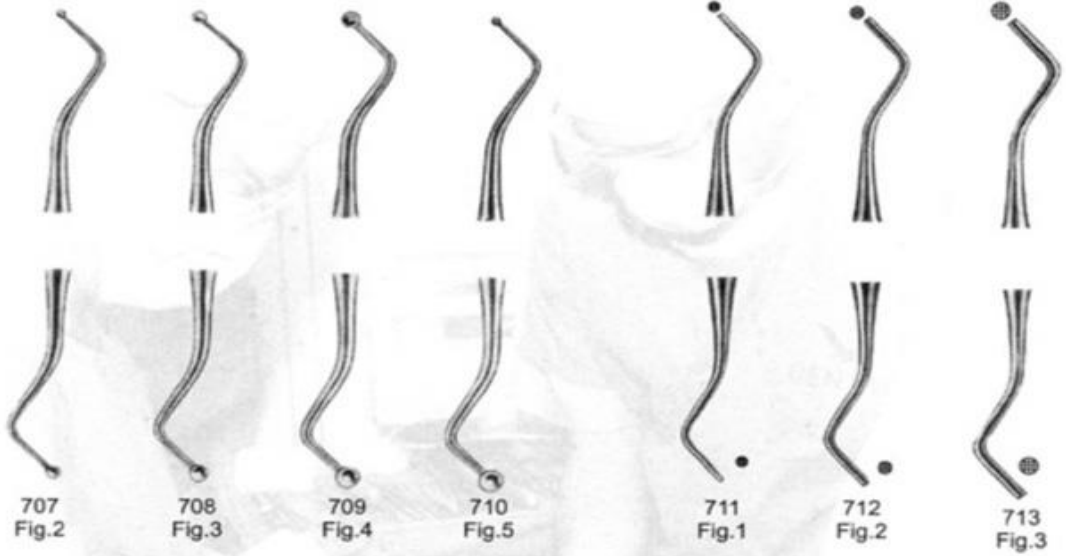


**MAST PAK**  
SURGICAL CORP.





706  
Fig.1





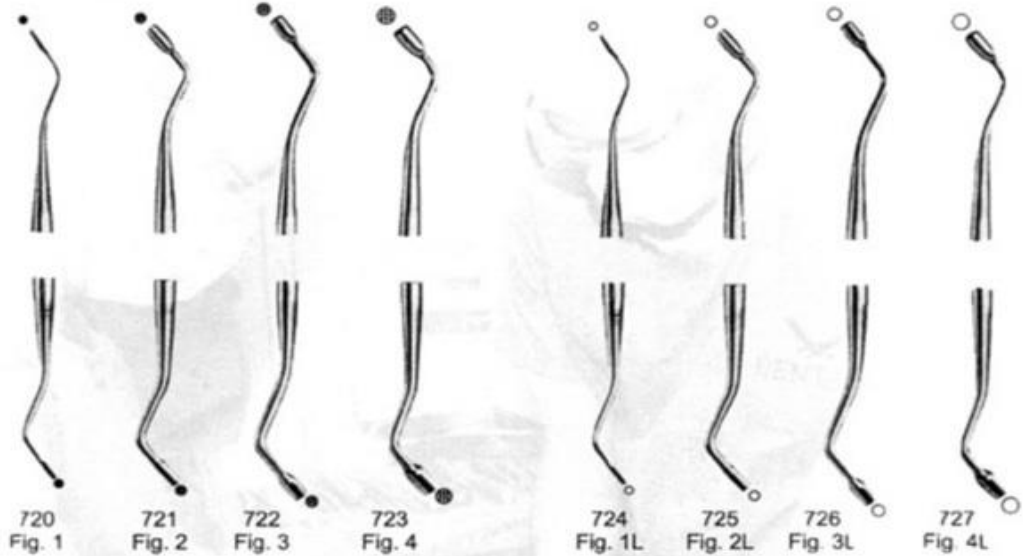
**MAST PAK**  
SURGICAL CORP.

Serrated

Smooth



720  
Fig. 1



720  
Fig. 1

721  
Fig. 2

722  
Fig. 3

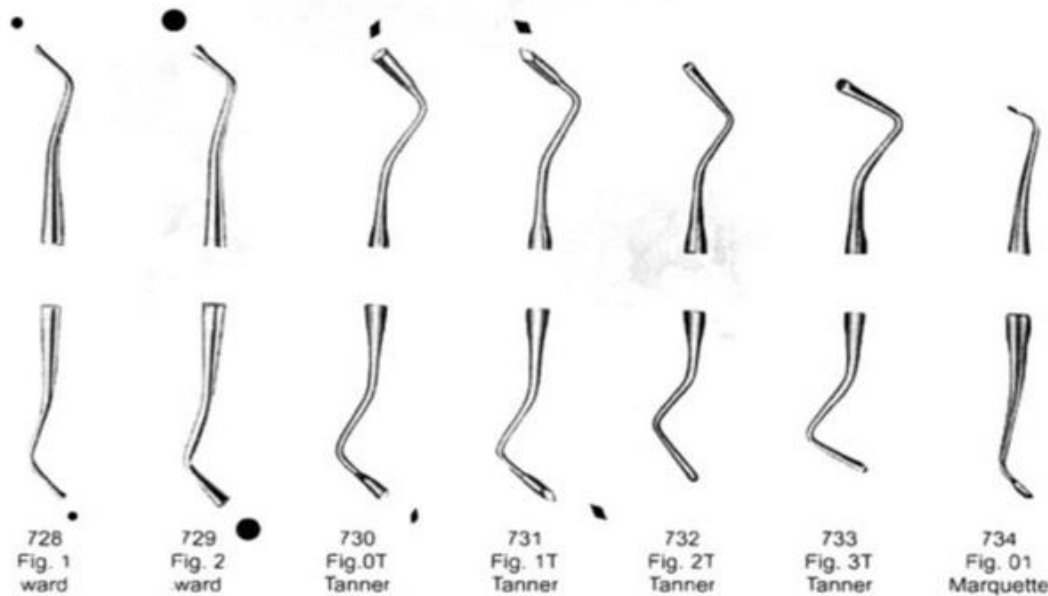
723  
Fig. 4

724  
Fig. 1L

725  
Fig. 2L

726  
Fig. 3L

727  
Fig. 4L



728  
Fig. 1  
ward

729  
Fig. 2  
ward

730  
Fig. 0T  
Tanner

731  
Fig. 1T  
Tanner

732  
Fig. 2T  
Tanner

733  
Fig. 3T  
Tanner

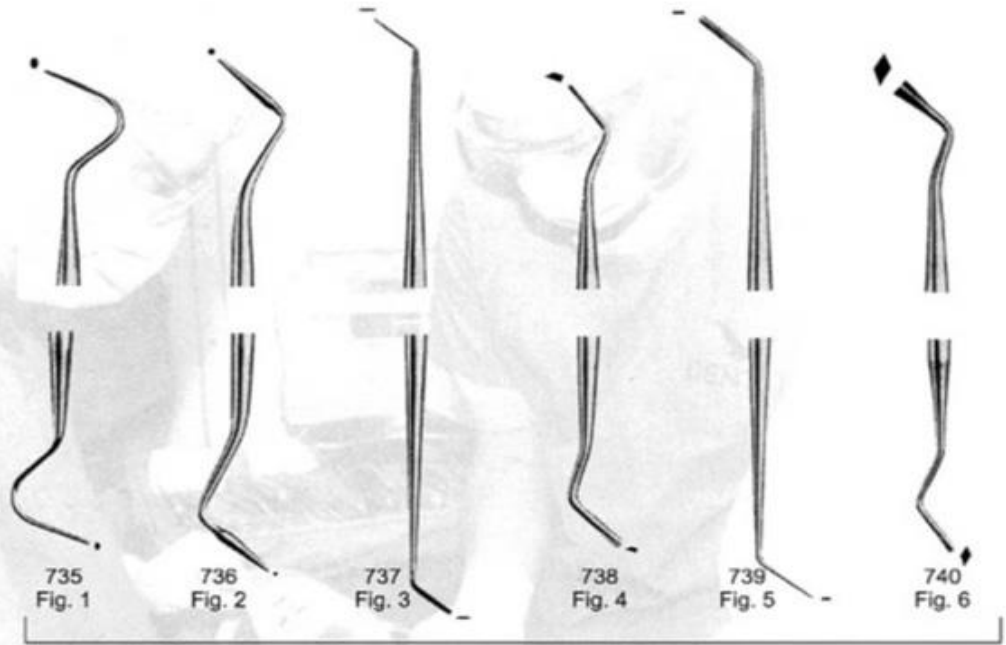
734  
Fig. 01  
Marquette



**MAST PAK**  
SURGICAL CORP.

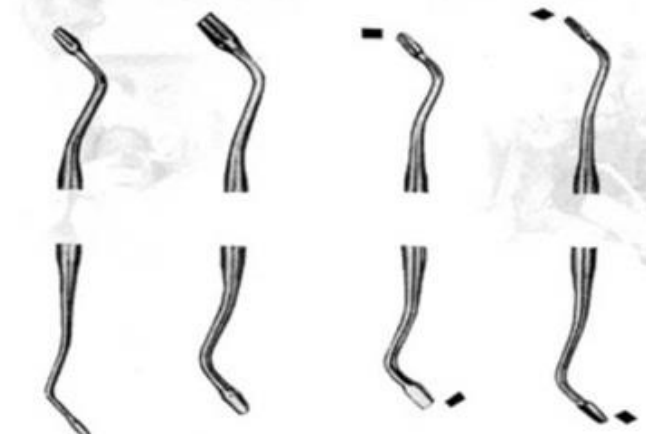


735  
Fig. 1



735 Fig. 1      736 Fig. 2      737 Fig. 3      738 Fig. 4      739 Fig. 5      740 Fig. 6

Set of 6 pieces



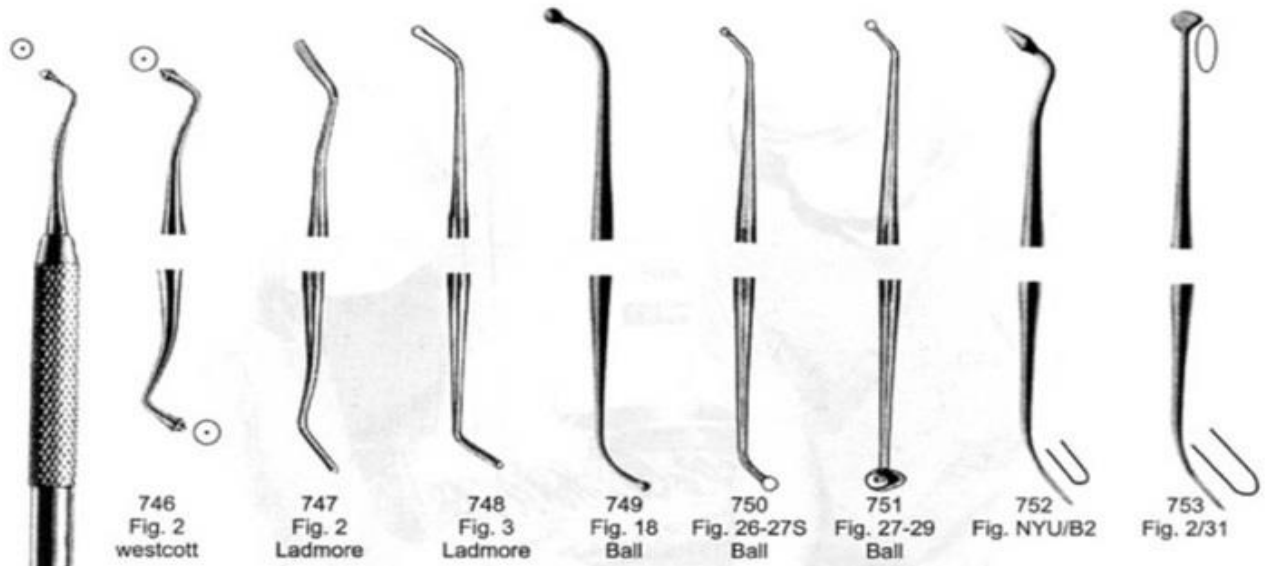
741 Fig. H1 Hollenback      742 Fig. H2 Hollenback      743 Fig. H3 Hollenback      744 Fig. H4 Hollenback



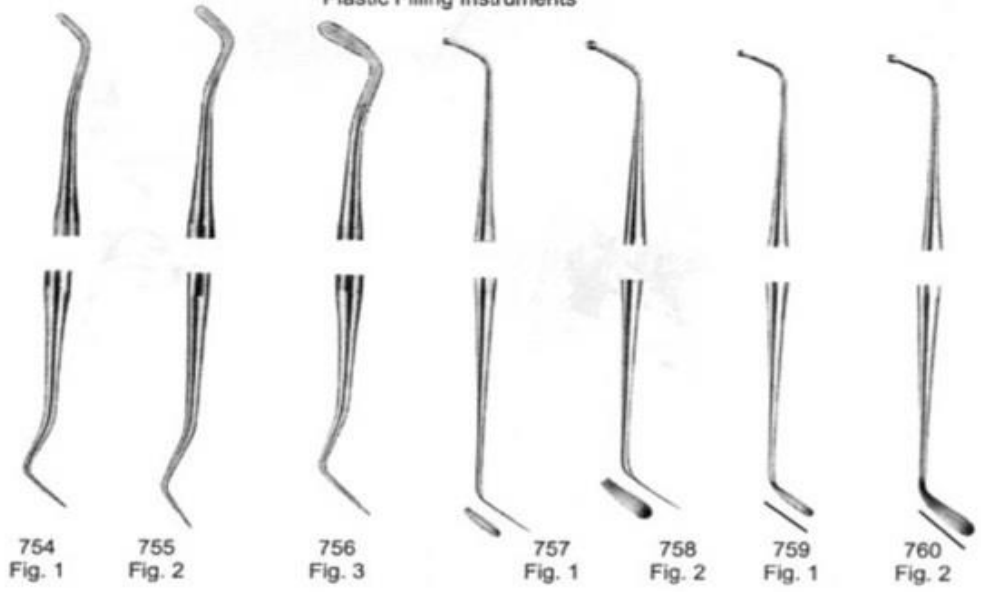
# Filling Instruments Plastic Filling Instruments



**MAST PAK**  
SURGICAL CORP.



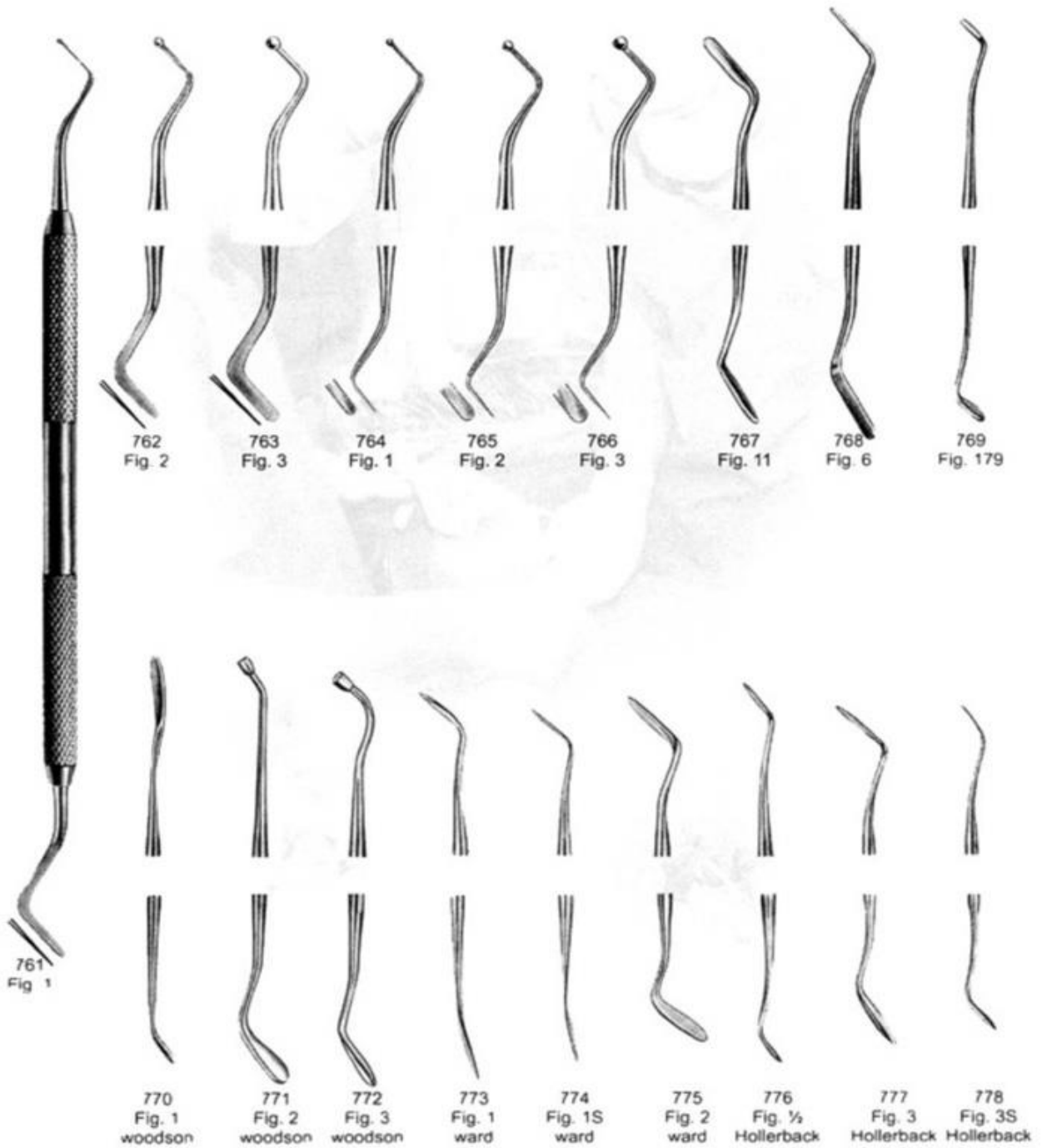
Plastic Filling Instruments



# Plastic Filling Instruments Amalgam Carvers



**MAST PAK**  
SURGICAL CORP.





779  
Fig. 1  
farhim



780  
Fig. 2  
USC



781  
Fig. 1  
interproximal



782  
Fig. 2  
interproximal  
Off-Angle



783  
Fig. SHO-A



784  
Fig. 3-SHO




785  
Fig. 104



786  
Fig. 8  
wiland



787  
Fig. 1



788  
Fig. 2



789  
Fig. 3



790  
Fig. 4



791




792



793



794  
Fig. 1  
Black/26




795  
Fig. 2  
Black/27



796  
Fig. 3  
Black/28



797  
Fig. 4  
Black/29



798  
Fig. 1  
Black/77-78




799  
Fig. 2  
Black/79-80



800  
Fig. 1  
Black/53-54




801  
Fig. 2  
Black/51-52



802  
Fig. 1/2  
Wedelstaet



803  
Fig. 3/4  
Wedelstaet



804  
Fig. 5/6  
Wedelstaet



805  
Fig. 1/2  
TG Chisel

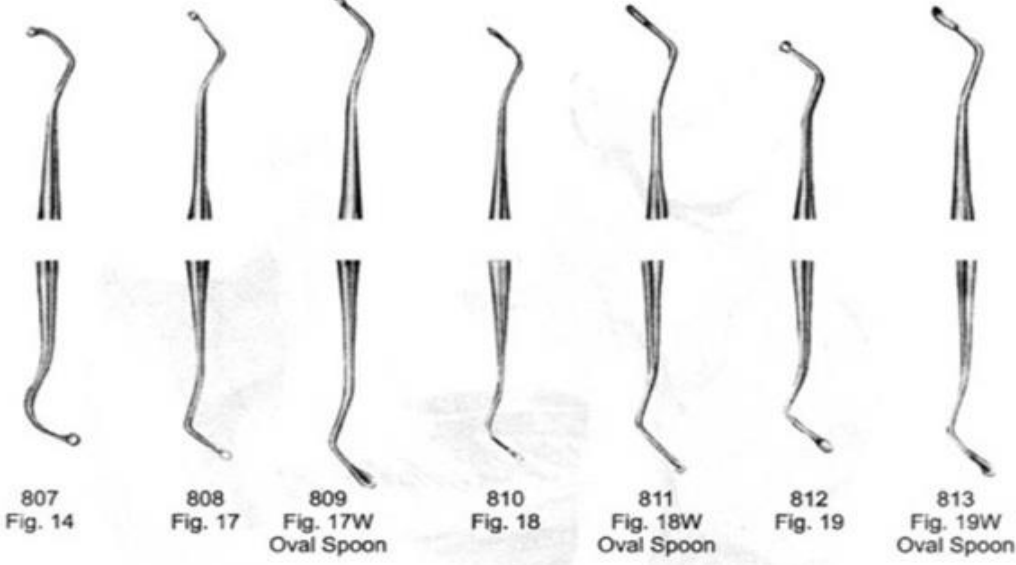




**MAST PAK**  
SURGICAL CORP.



806  
Fig. 6



807  
Fig. 14

808  
Fig. 17

809  
Fig. 17W  
Oval Spoon

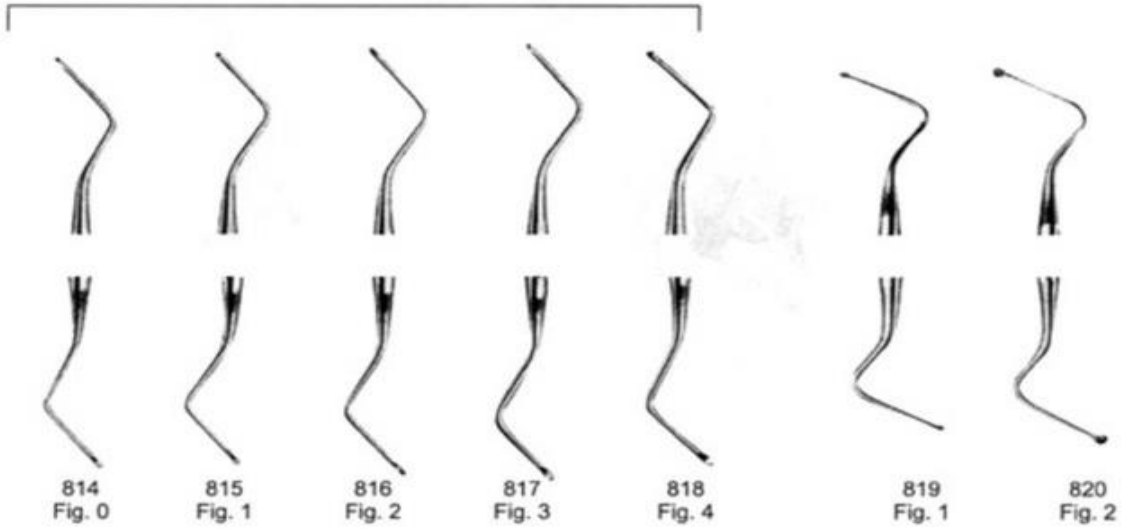
810  
Fig. 18

811  
Fig. 18W  
Oval Spoon

812  
Fig. 19

813  
Fig. 19W  
Oval Spoon

025-175S Set of 5



814  
Fig. 0

815  
Fig. 1

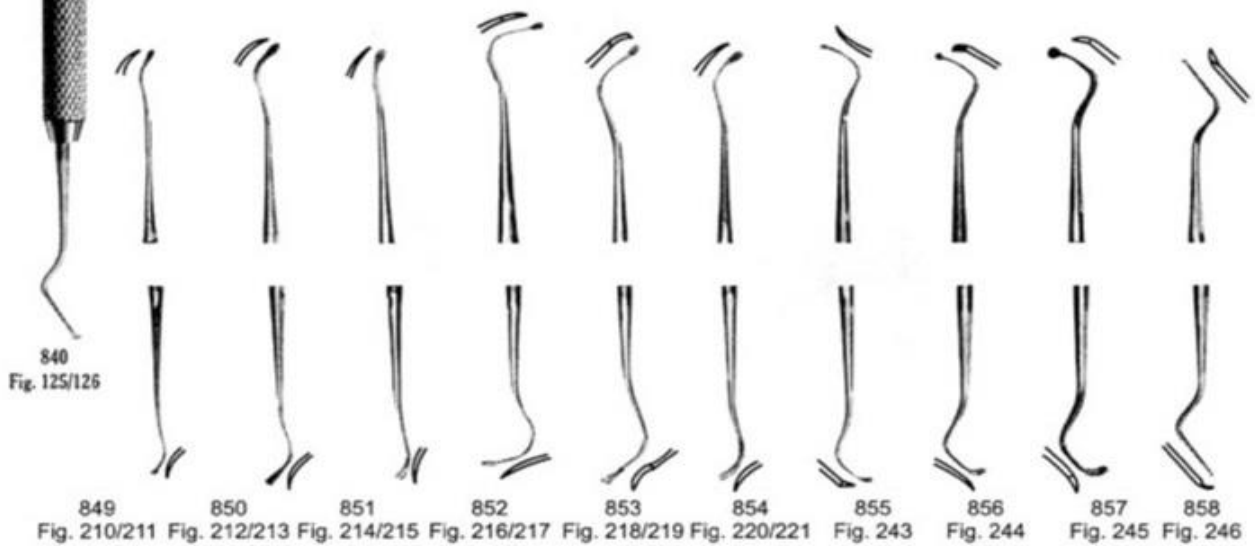
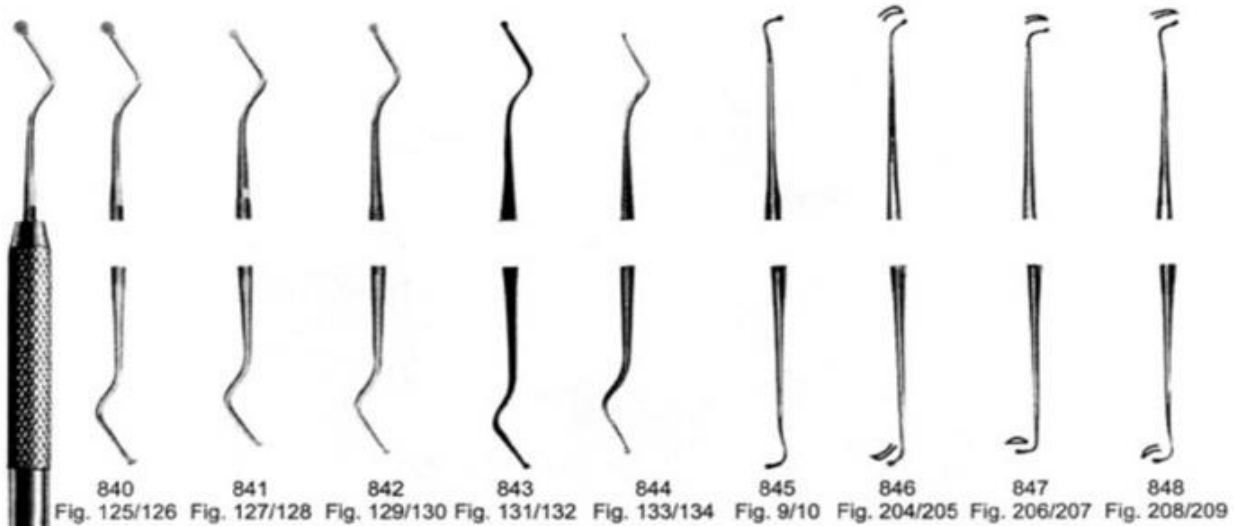
816  
Fig. 2

817  
Fig. 3

818  
Fig. 4

819  
Fig. 1

820  
Fig. 2





859  
Fig. M9  
Molt



860  
Fig. 1  
Hopkins



861  
Fig. 2  
Hopkins



862  
Fig. 3  
Mead



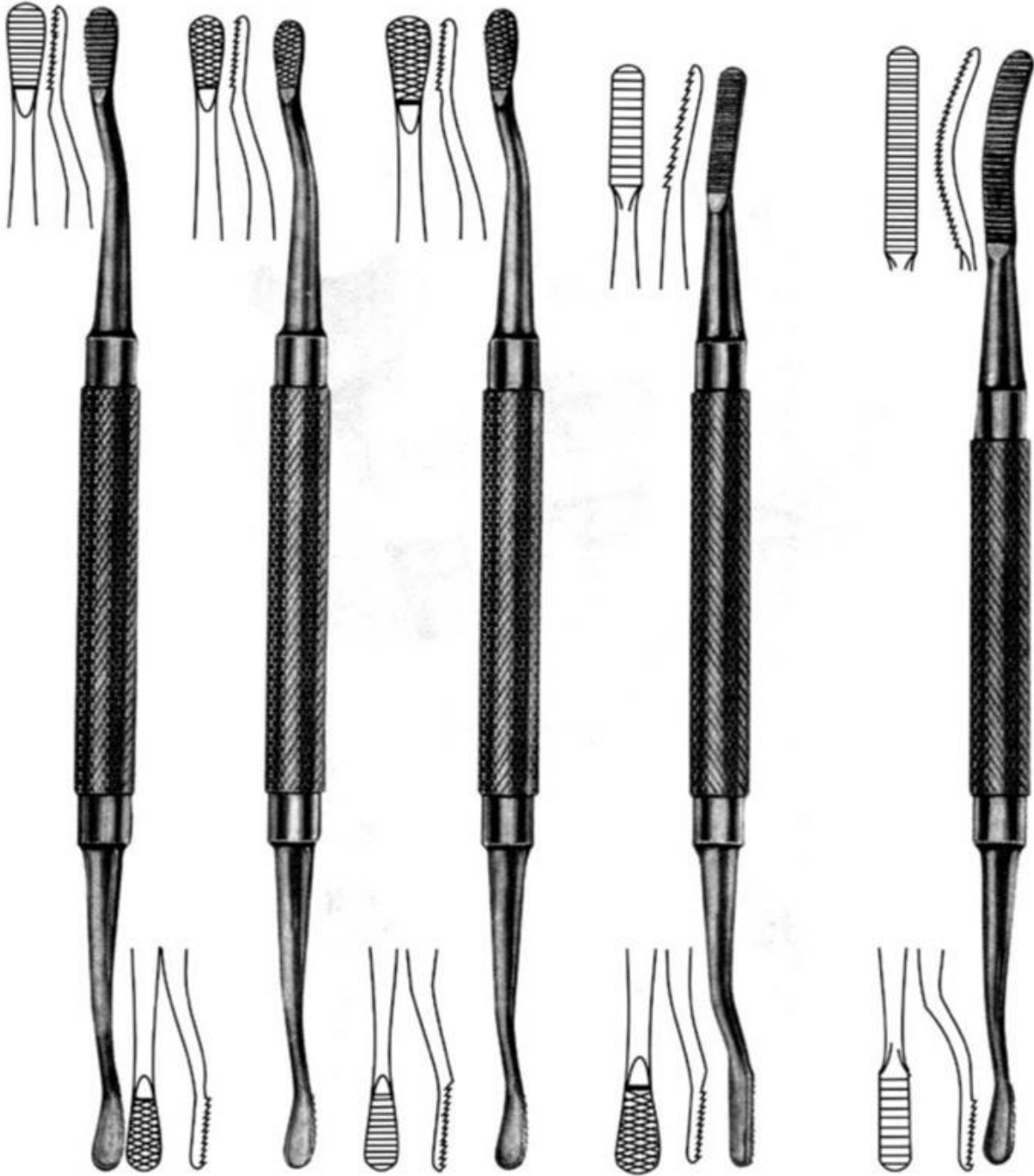
863  
Fig. 3  
Prichard



864  
Fig. 15  
Freer



865  
Fig. 16  
Freer



866  
Fig. 12 CA

867  
Fig. 12A

868  
Fig. 12  
Howard

869  
Fig. 33

870  
Fig. 45  
Miller





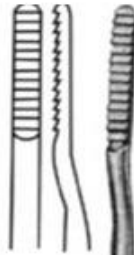
**MAST PAK**  
SURGICAL CORP.



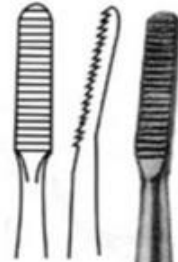
871  
Fig. 1  
Wahl



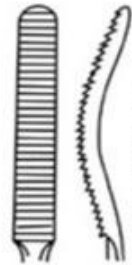
872  
Fig. 2  
Wahl



873  
Fig. 1  
Polokoff



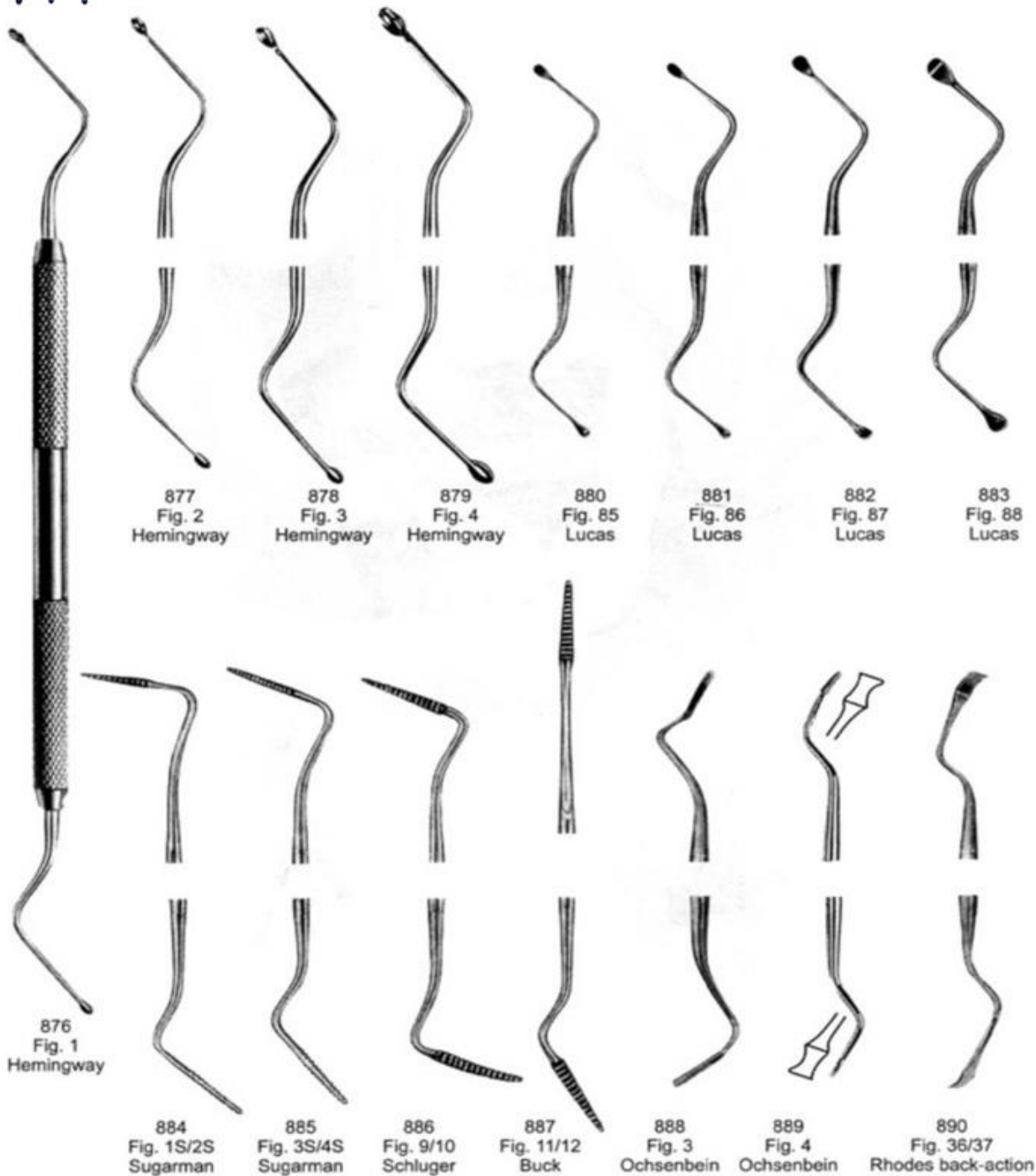
874  
Fig. 64  
Miller

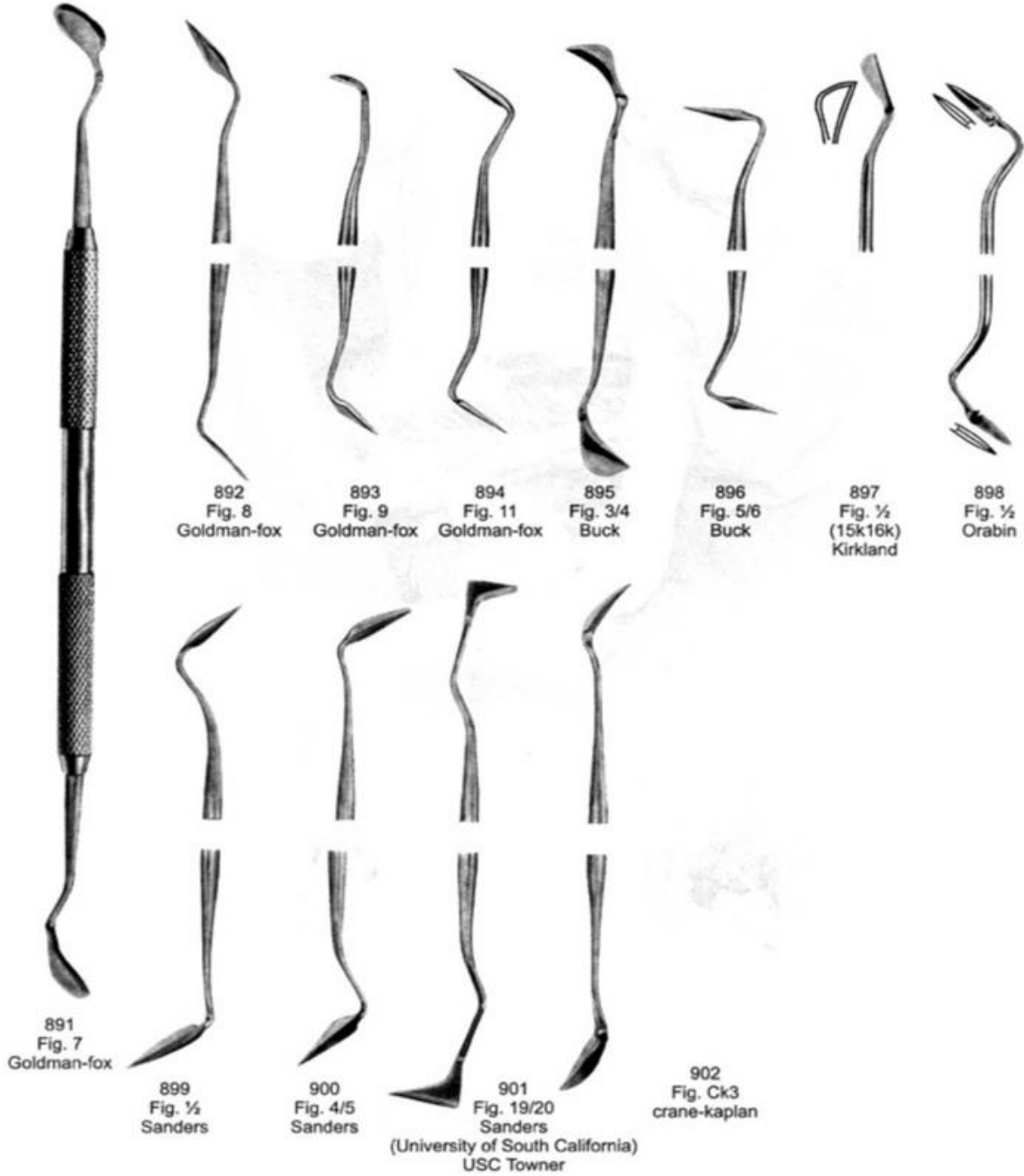


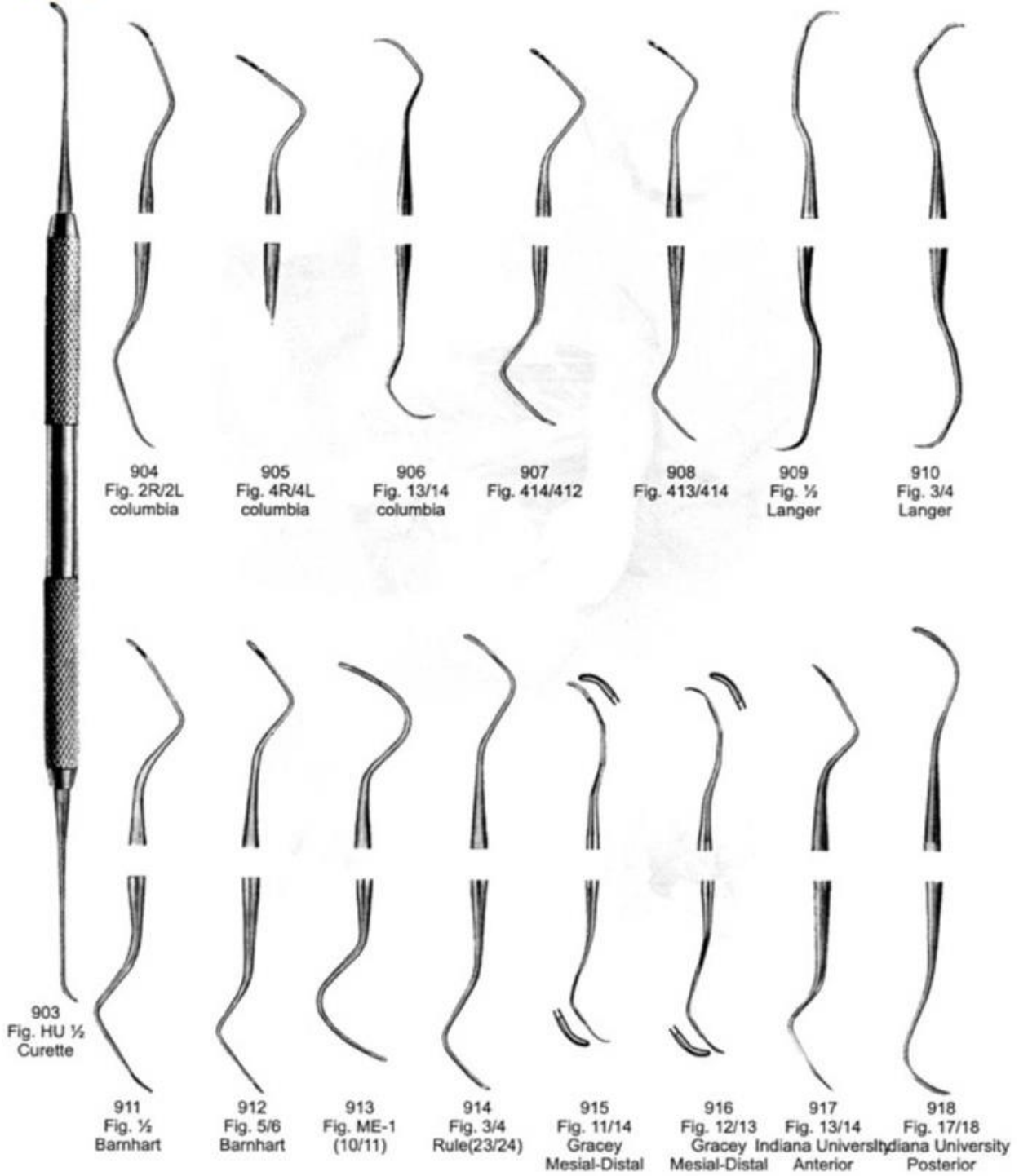
875  
Fig. 10



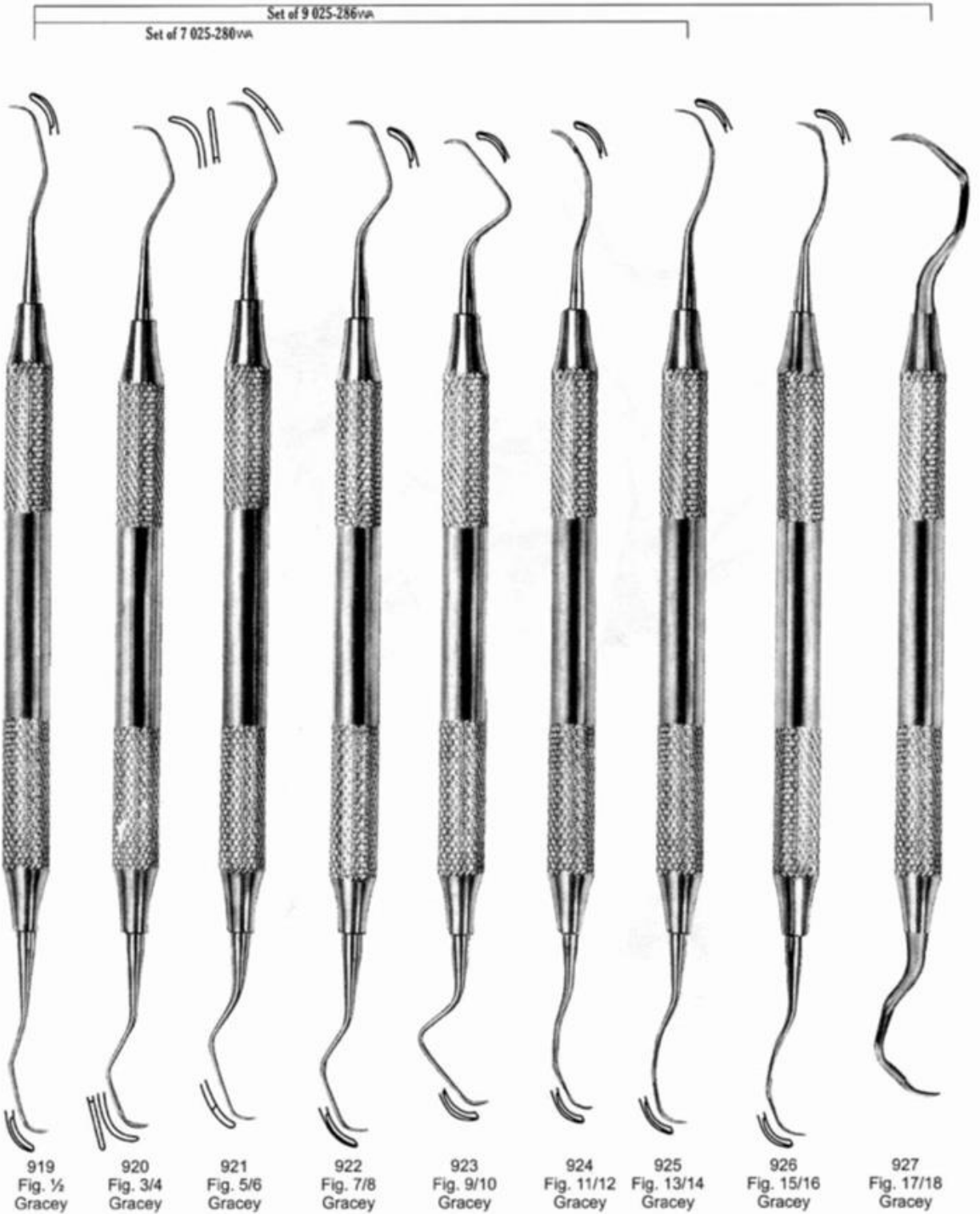
**MAST PAK**  
SURGICAL CORP.

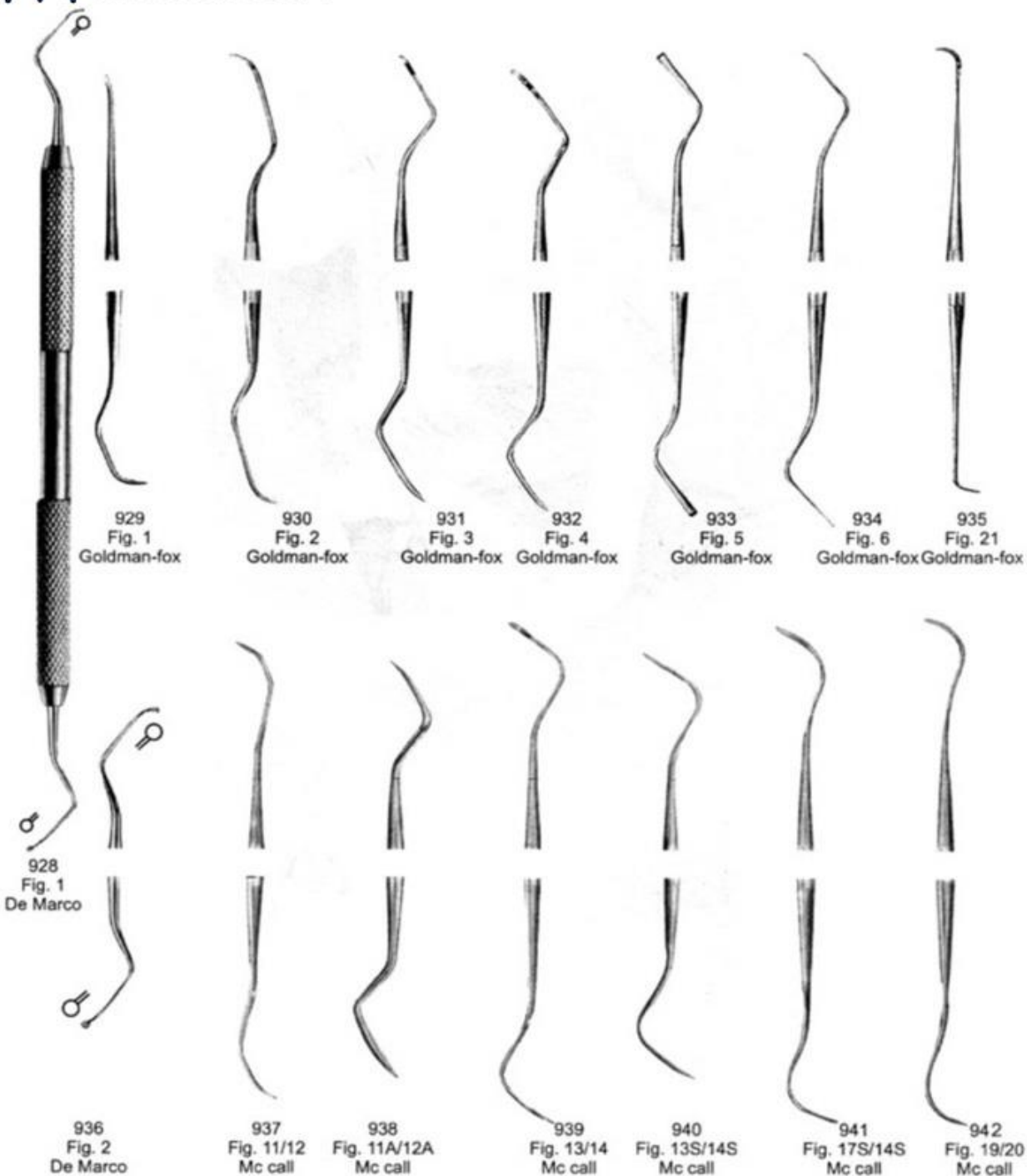


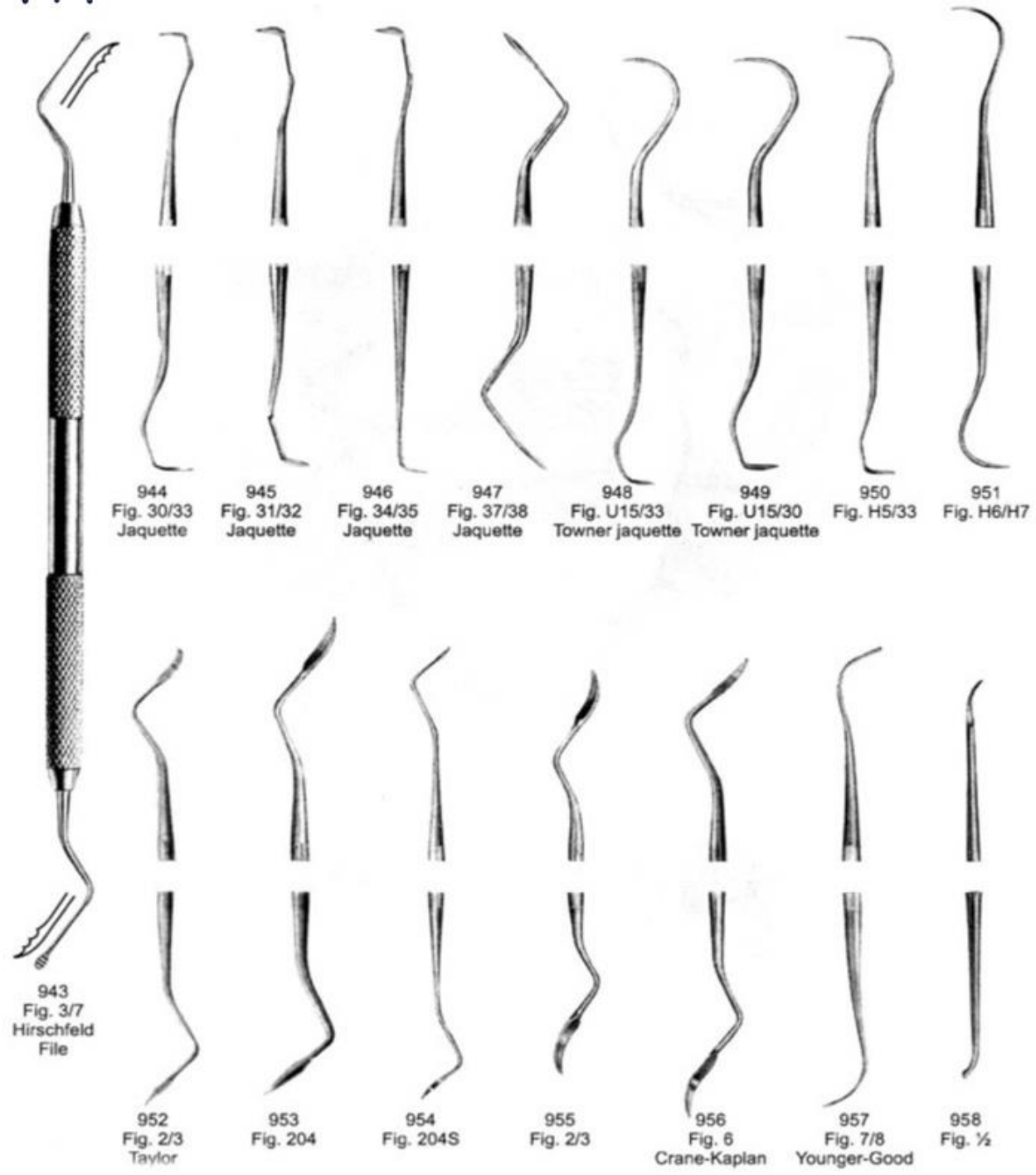














959  
Fig. 33



960  
Fig. 31



961  
Fig. 32



962  
Fig. 34



963  
Fig. 35



964  
Fig. H5  
Hygienist



965  
Fig. H6  
Hygienist



966  
Fig. H7  
Hygienist



967  
Fig. 1



968  
Fig. 1L

(Sinistro)



969  
Fig. 1R

(Destro)



970  
Fig. 2L

(Sinistro)



971  
Fig. 2R

(Destro)



972  
Fig. U15

Towner



973

Zetring-Chisel



974  
Fig. 1

Kirkland



975  
Fig. 2

Kirkland



976  
Fig. 1

Orban



977  
Fig. 2

Orban



978  
Fig. 1


TG Chisel



979  
Fig. 2

TG Chisel







991  
Zahle

992  
Zahle

993  
Zahle

994  
Hylin


995  
Hylin-Ceramica

996  
Hylin-Saeed


997  
Hylin-Le Cron

998  
Saeed





1007  
Fig. 1  
P. K.thomas



1008  
Fig. 2  
P. K.thomas



1009  
Fig. 3  
P. K.thomas



1010  
Fig. 4  
P. K.thomas



1011  
Fig. 5  
P. K.thomas





1012  
Fig. 1  
Fahnenstock  
cm. 12.5



1013  
Fig. 1  
Lessmann  
cm. 12.5



1014  
Fig. 1  
Con Scodelina



1015  
Fig. 2  
Fahnenstock



1016  
Fig. 2  
Lessmann



1017  
Fig. 2  
Con Scodelina



**MAST PAK**  
SURGICAL CORP.

Ø1.5 mm



1026  
Small

Ø2 mm



1027  
Medium

Ø2.5 mm



1028  
Large

Ø3 mm



1029  
Jumbo



1030  
Jumbo  
Amalgam Well

Ø2 mm



1031  
Medium Small

Ø2 mm



1032  
Medium Large


Ø2 mm



1033  
Medium Jumbo



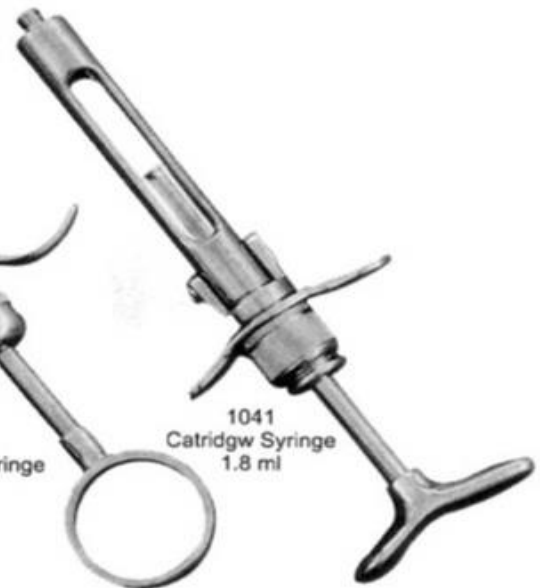
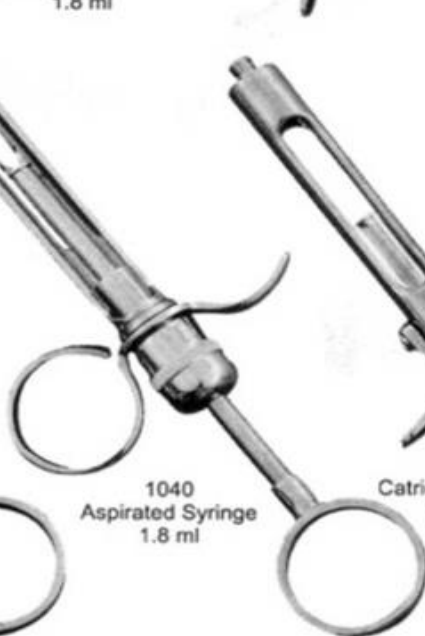

1034



1035



1036





**MAST PAK**  
SURGICAL CORP.



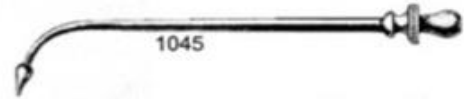
1042  
Chip blower




1043



1044



1045



1046  
Film holder for  
10 films  
1047  
6 films  
1048  
14 films



1049  
Water syringe



1050  
Water syringe



1051  
Napkin holder with plastic band

1052  
Napkin holder with metal chain



1053-5mm  
1054-6mm  
1055-7mm  
Ivory8



1056  
Ivory 8 N



1057  
Ivory 8



1058 Siqveland-narrow  
1059 Siqveland-wide



1060  
Fig. 1  
Toffemire-universal



1061  
Fig. 3  
Toffemire-senior



1062  
Fig 2  
Toffemire-junior



1063  
Fig. 2  
Didher 8



1064  
Ivory



1065  
Ivory




1066  
Ivory separator



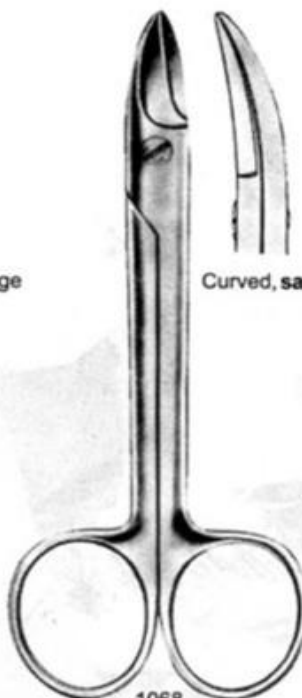


**MAST PAK**  
SURGICAL CORP.



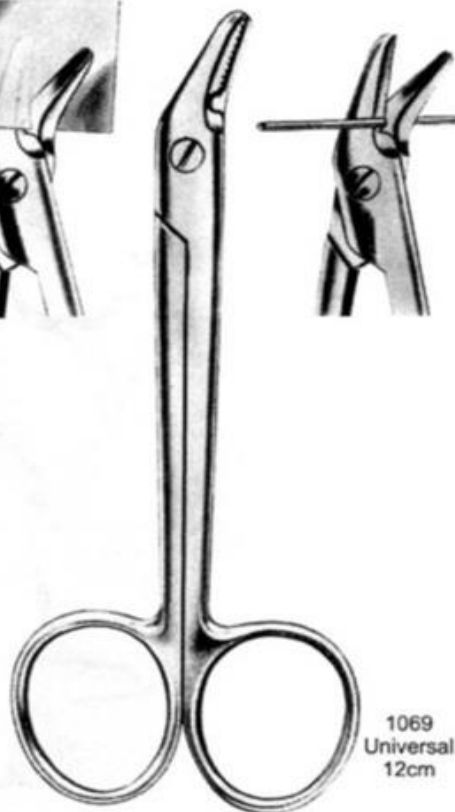
Straight saw edge

1067  
Fig.1  
10.5cm



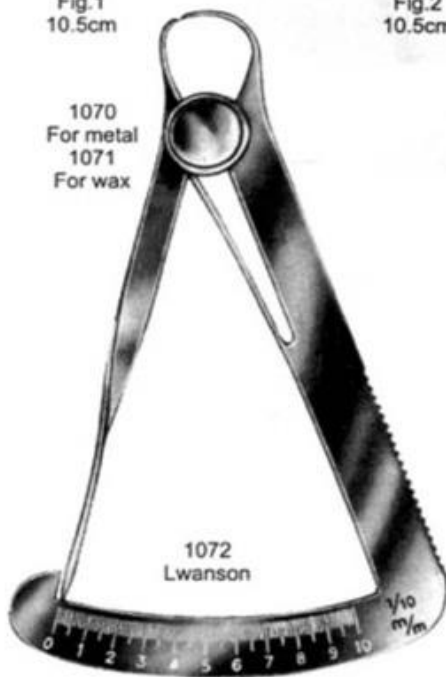
Curved, saw edge

1068  
Fig.2  
10.5cm



1069  
Universal  
12cm

1070  
For metal  
1071  
For wax



1072  
Lwanson



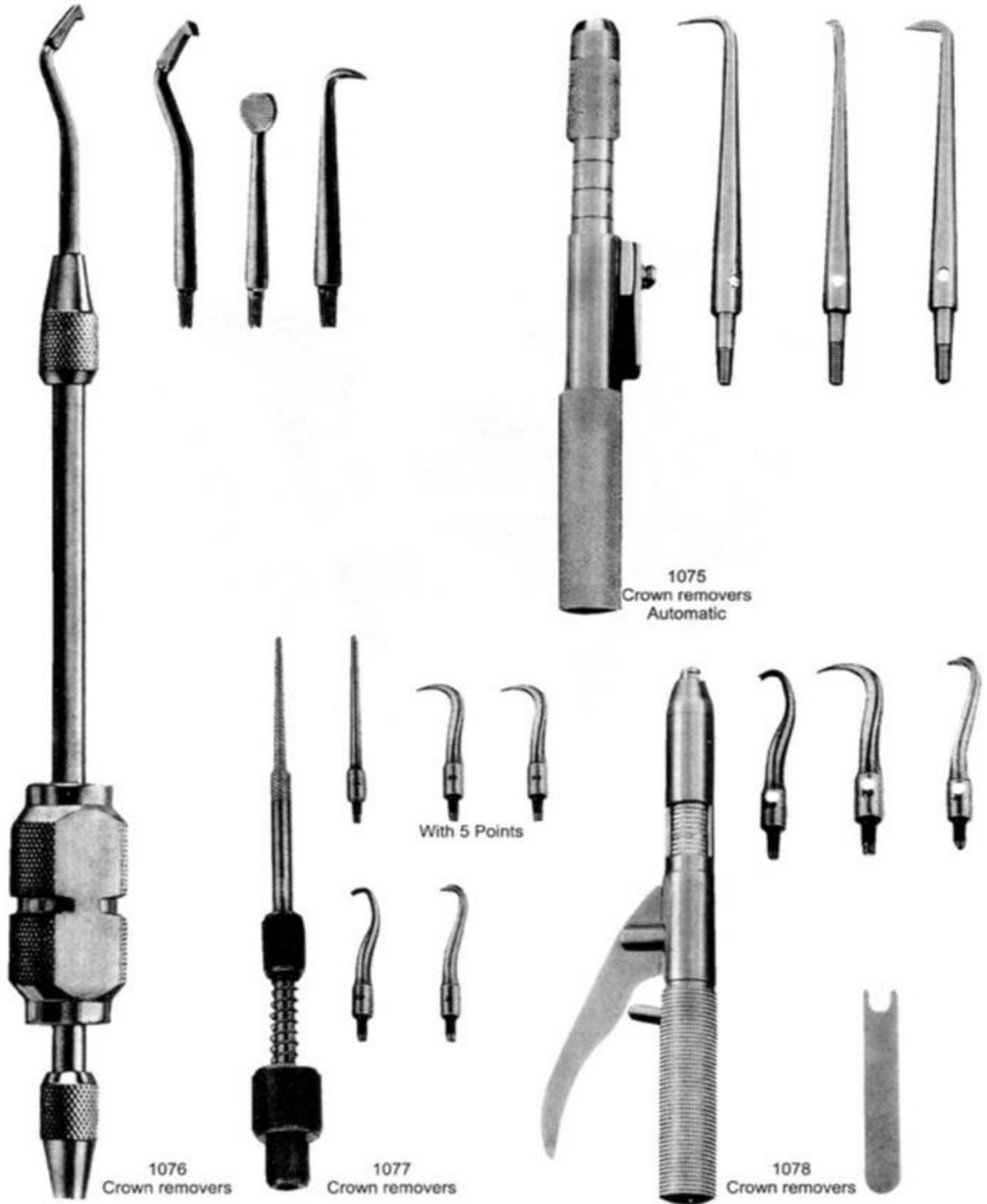
1073  
Fig.3  
Crown spreaders



Universal



1074  
Boley  
14cm



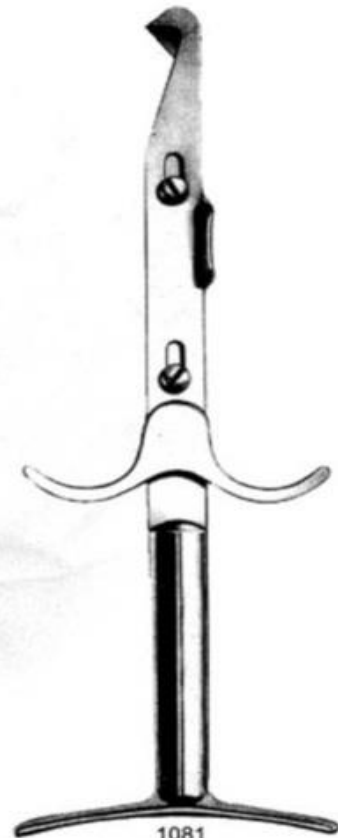
# Crown Instruments Plaster Cutting Plier



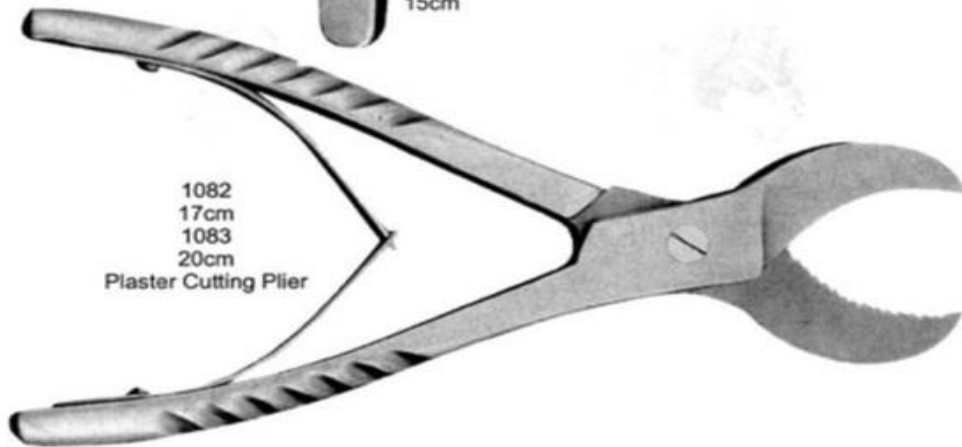
1079  
15cm



1080  
Miller  
15cm



1081  
Crown Spreader

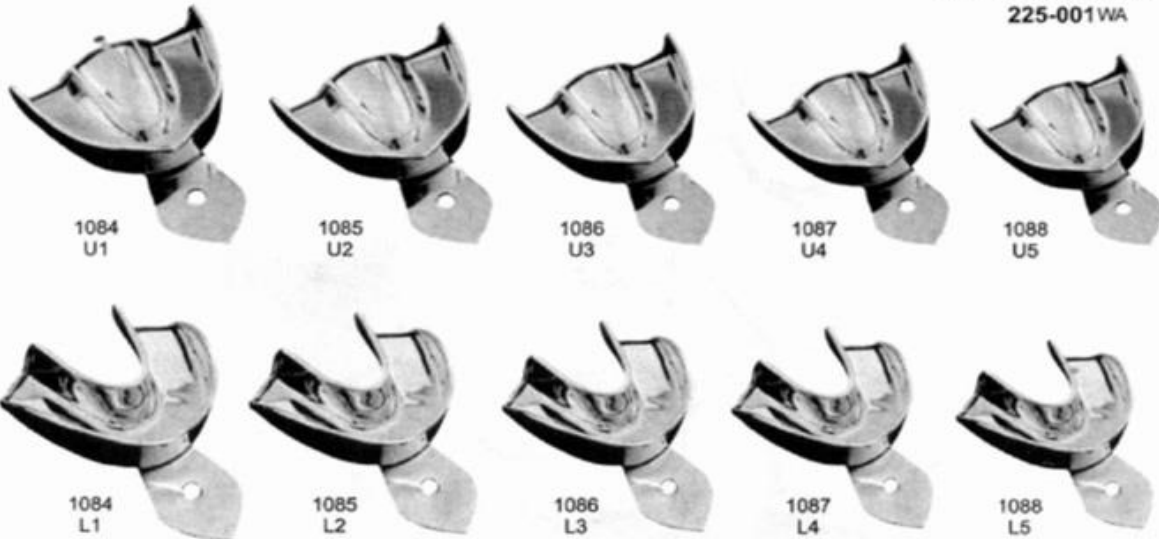


1082  
17cm  
1083  
20cm  
Plaster Cutting Plier

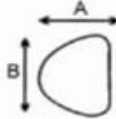
# Stainless Steel Impresswion Trays Made Of 18/8 Stainless Steel



**Solid Partial Set of 10**  
225-001WA



All the above impression trays are available in these 4 sizes




<b>UPPER</b>		U1	U2	U3	U4	U5
	A	62	60	53	54	52
	B	83	75	73	69	68

All Dimension are in mm



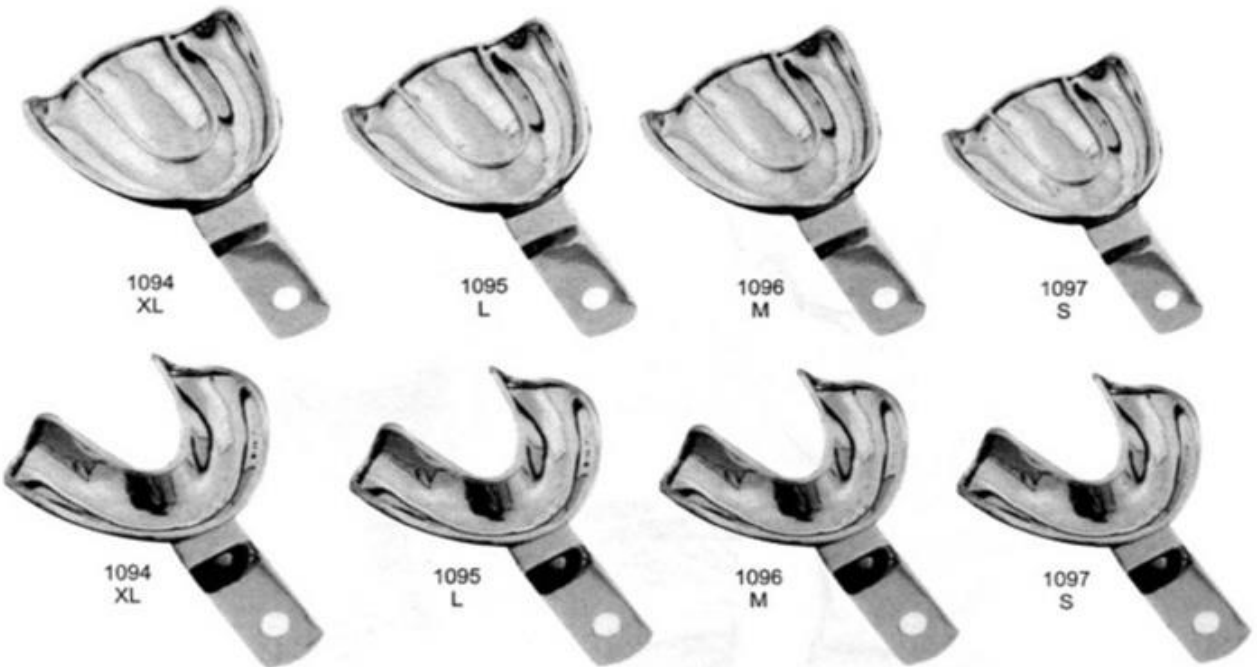
<b>LOWER</b>		L1	L2	L3	L4	L5
	A	63	61	57	60	53
	B	82	81	78	74	71

All Dimension are in mm

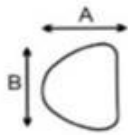


**Solid Partial Set of 10**  
225-010WA





All the above impression trays are available in these 4 sizes


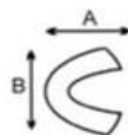


UPPER	XL	L	M	S
	A	70	67	64
B	79	76	70	73

All Dimension are in mm

LOWER	XL	L	M	S
	A	64	64	60
B	86	70	73	70

All Dimension are in mm



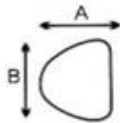
Perforated Full Denture Set of 8  
225-011WA



Solid Set of 6  
225-019WA

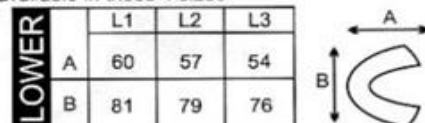


All the above impression trays are available in these 4 sizes



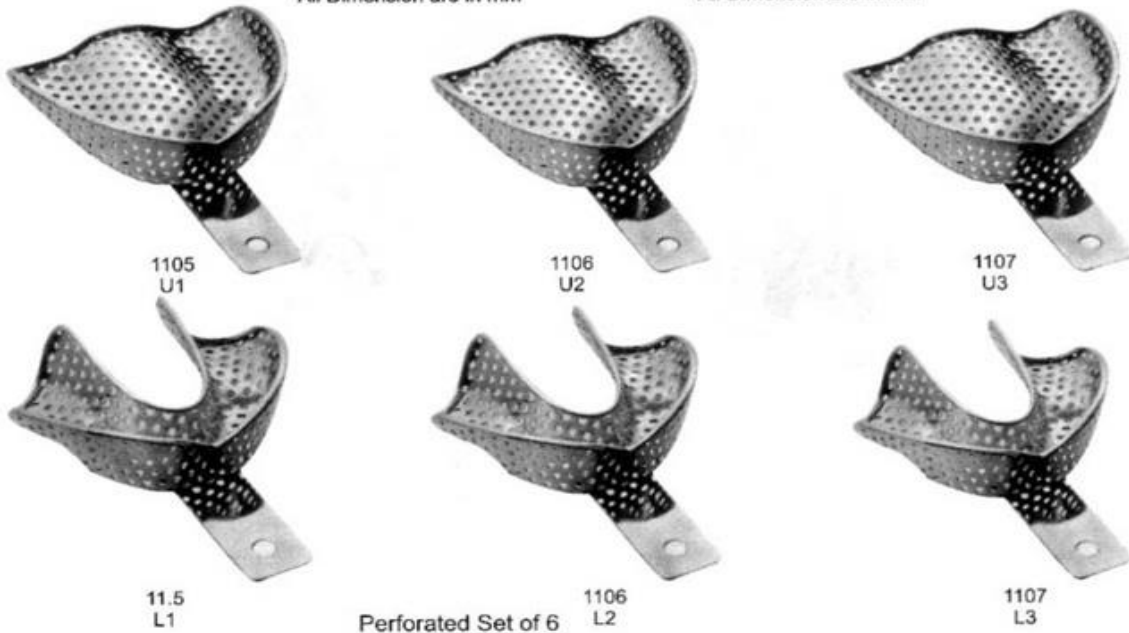
<b>UPPER</b>		U1	U2	U3
	A	67	64	57
	B	81	71	70

All Dimension are in mm



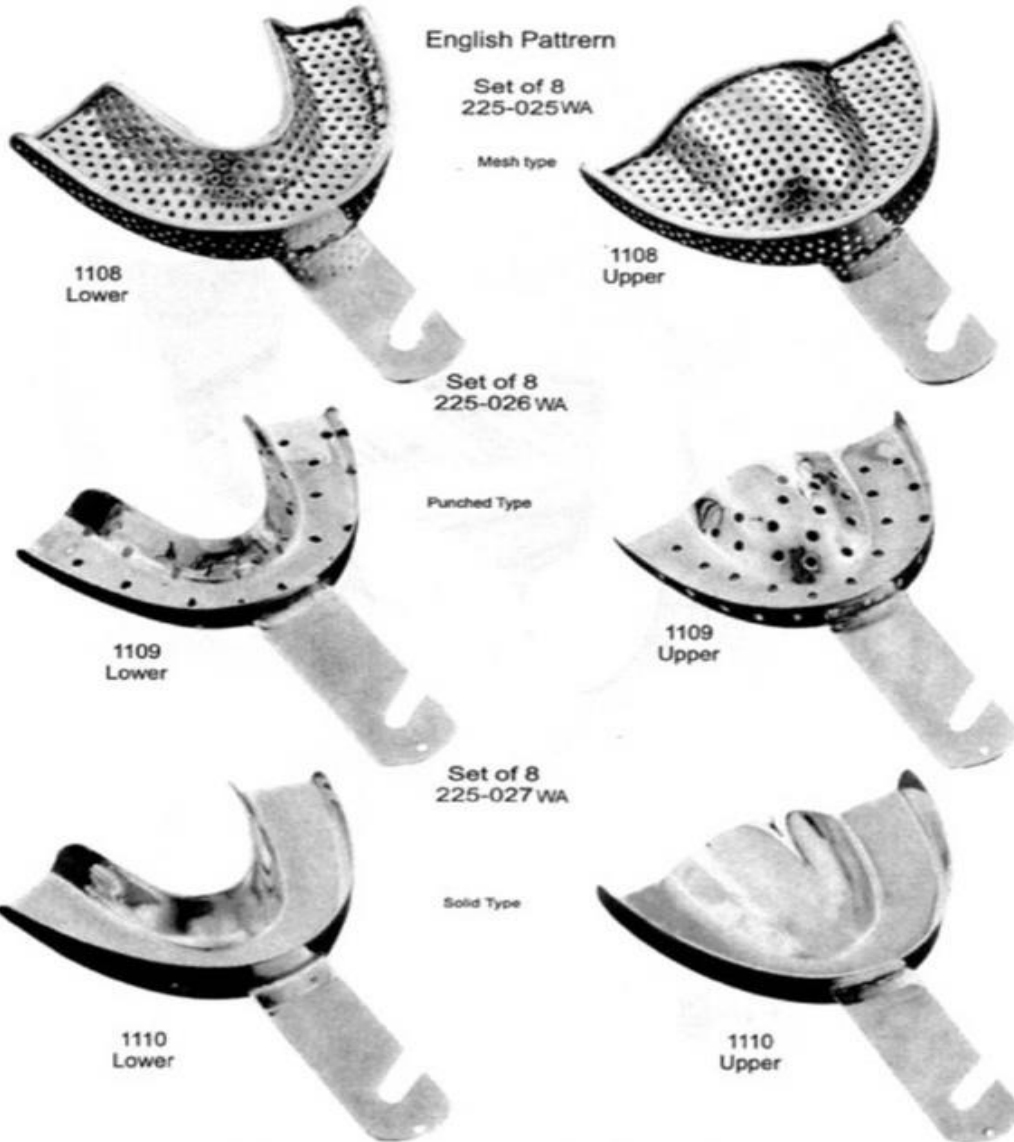
<b>LOWER</b>		L1	L2	L3
	A	60	57	54
	B	81	79	76

All Dimension are in mm

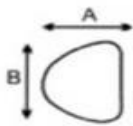


Perforated Set of 6  
225-024WA

# Stainless Steel Impresswion Trays Made Of 18/8 Stainless Steel



All the above impression trays are available in these 4 sizes



UPPER	Size	A	B	C
	0	67	50	12
	1	72	51	13
	2	78	55	15
	3	80	58	15

All Dimension are in mm

LOWER	Size	A	B	C
	0	70	50	14
	1	77	51	15
	2	79	55	15
	3	80	60	17

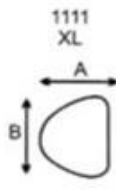
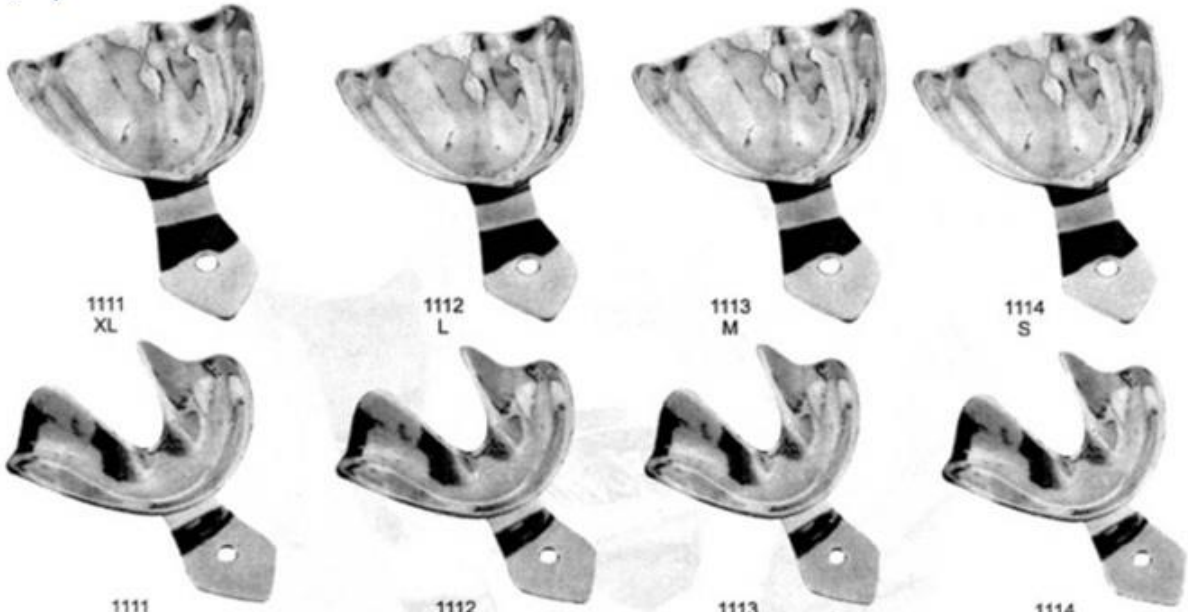
All Dimension are in mm

# Stainless Steel Impresswion Trays Made Of 18/8 Stainless Steel



**MAST PAK**  
SURGICAL CORP.

Solid Full Denture Set of 8  
225-028 WA



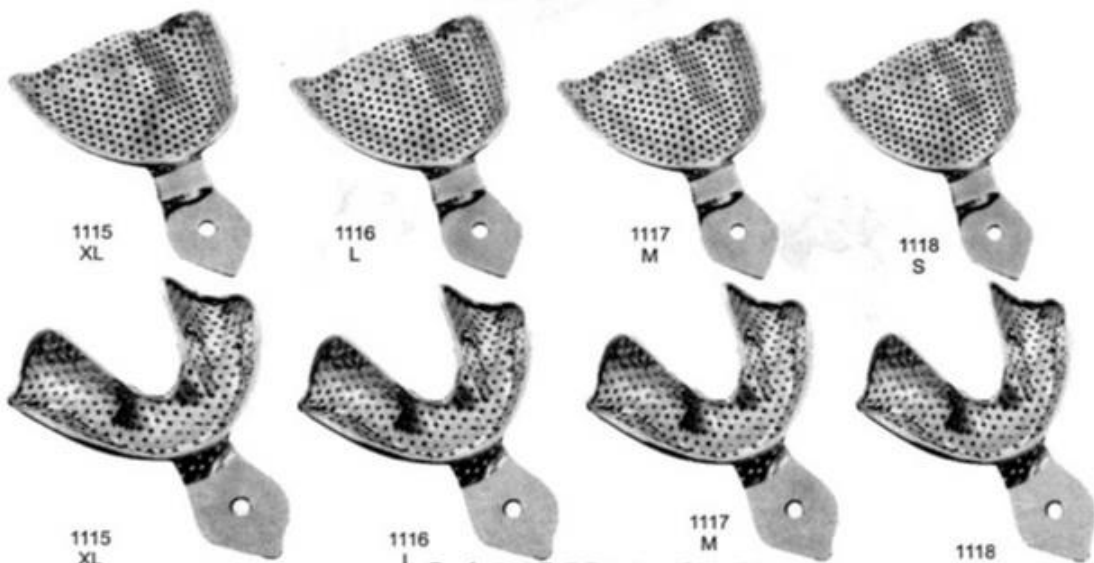
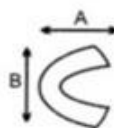
All the above impression trays are available in these 4 sizes

UPPER	XL	L	M	S
	A	70	67	64
B	79	76	70	73

All Dimension are in mm

LOWER	XL	L	M	S
	A	64	64	60
B	86	70	73	70

All Dimension are in mm

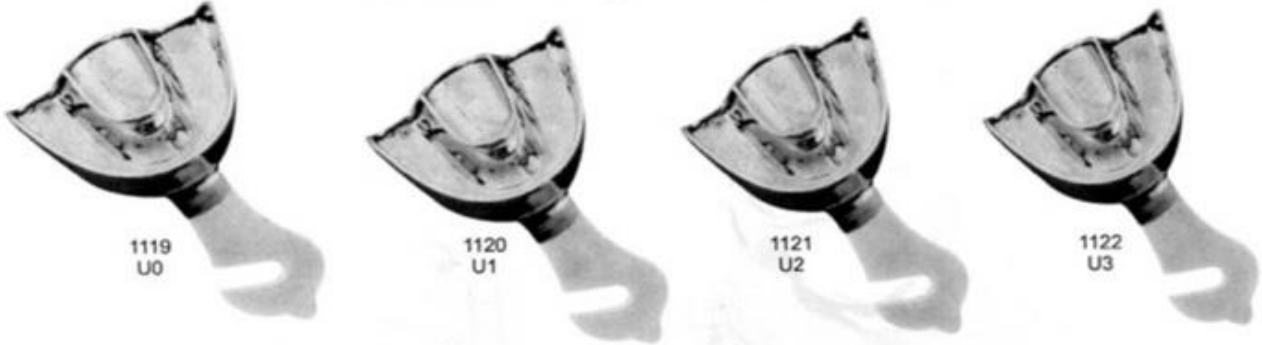


Perforated Full Denture Set of 8  
225-035 WA





For crown & bridgework Impression Trays

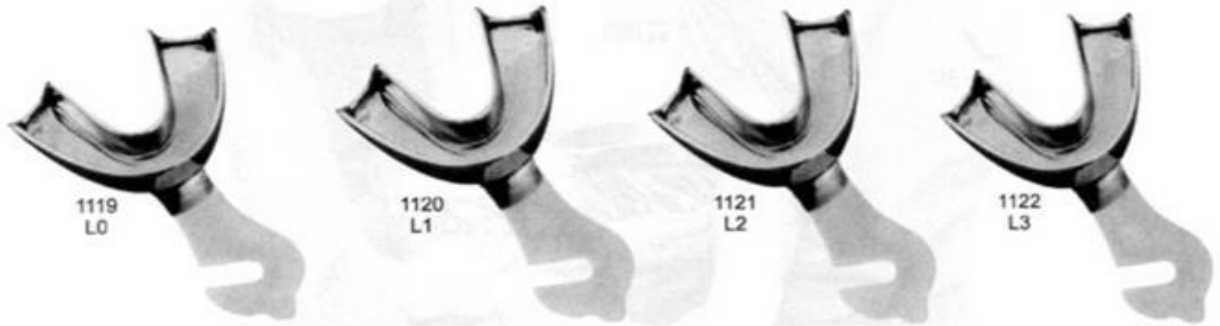


1119  
U0

1120  
U1

1121  
U2

1122  
U3



1119  
L0

1120  
L1

1121  
L2

1122  
L3

Upper Sizes 0,1,2,3,  
Depth of the tray 15,9 mm  
Height of palate 12,5 mm

Lower Sizes 0,1,2,3,  
Depth of the tray 12,9 mm



1123  
U0

1124  
U1

1125  
U2

1126  
U3



1123  
L0

1124  
L1

1125  
L2

1126  
L3

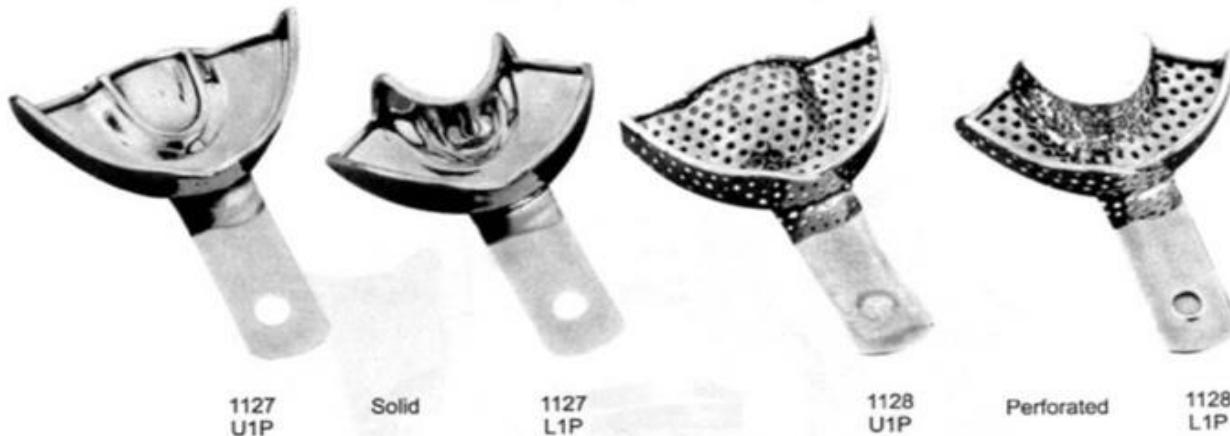
Perforted Full Denture Set of 8  
225-043<sub>WA</sub>



# Stainless Steel Impression Trays Made Of 18/8 Stainless Steel



Impression trays for crown & bridge work



1127  
U1P

Solid

1127  
L1P

1128  
U1P

Perforated

1128  
L1P



Perforated

1129  
For upper right jaw  
For lower left jaw

1130  
For upper left jaw  
For lower right jaw



1131  
Adjustable  
Perforated




1131A  
Adjustable  
Perforated

Available in 4 Sizes  
1.....44 mm  
2.....55 mm  
3.....60 mm  
4.....65 mm

Also available in Solid pattern

Complete instrument tray with perforated base,  
lid & insert frame for 16 instrument




1132  
Lid: dimensions mm, 288x187x29




1133  
Perforated base; dimensions 284x183x17 mm

Complete instrument tray with solid base,  
lid & insert frame for 16 instrument




1134  
Lid: dimensions 288x187x29 mm




1135  
Solid base; dimensions 284x183x17 mm

Complete instrument tray with perforated base,  
lid & insert frame for 23 instrument




1136  
Lid: dimensions mm, 288x187x29



1137  
Perforated base; dimensions 284x183x17 mm

Complete instrument tray with solid base,  
lid & insert frame for 23 instrument



1138  
Lid: dimensions 288x187x29 mm




1139  
Solid base; dimensions 284x183x17 mm

# Stainless Steel Instruments Trays Made Of 18/8 Stainless Steel



**MAST PAK**  
SURGICAL CORP.


Scallers Tray



1140



1141  
6" x 10"  
Without Lid



1142  
6" - 8"  
With Lid



1143  
6" x 8"  
8" x 10"  
10" x 12"  
With Lid



1144



1145  
Endodontic box  
Also available in solid patterns



1146  
8" x 12"  
With Lid



1147

Deep

2.25" - 2"  
4.75" - 2"  
5.5" - 2.5"  
6.25" - 2.75"  
7" - 3.5"

Kidney Trays



1148  
12"-10"-8"-6"



1149  
6" - 9" 8" - 12"

Shallow



1150  
10" x 10"



1151  
Cotton holder

Round bowls



1152

80 x 35mm  
125 x 60mm



1153  
Spint lamp



1154  
Spint lamp



1155  
Forcep Jar

25 x 80mm  
30 x 100mm  
100 x 200mm  
75 x 173mm





Molar Clamps Winged



1156  
Fig. 30



1157  
Fig. 31



1158  
Fig. 51



1159  
Fig. 138



1160  
Fig. 139



1161  
Fig. 15



1162  
Fig. 18



1163  
Fig. 24



1164  
Fig. 25



1165  
Fig. 26



1166  
Fig. 28

Bicuspid Clamps Winged



1167  
Fig. 206



1168  
Fig. 207



1169  
Fig. 208



1170  
Fig. 209



1171  
Fig. 22



1172  
Fig. 27



1173  
Fig. 29

Molar Clamps Winged



1174  
Fig. 26A



1175  
Fig. 28A



1176  
Fig. 30A



1177  
Fig. 31A



1178  
Fig. 51A

Bicuspid Clamps Winged



1179  
Fig. 27



1180  
Fig. 29



1181  
Fig. 60

Molar Clamps Winged



1182  
Fig. 200



1183  
Fig. 201



1184  
Fig. 202



1185  
Fig. 203



1186  
Fig. 204



1187  
Fig. 205

Labial Clamps Winged



1188  
Fig. 210



1189  
Fig. 211



1190  
Fig. 212



## ORTHODONTIC PLIER

**1191**

**How Plier**

Firmly hold the bracket tie wing for seating of the band. Carbide serrated tips for non slip grip. 49.50



**1192**


**De Bonding Plier**

Bracket / Adhesive remover with replaceable tool steel tip. Wedge between both edges of the base of the bracket and tooth surface. Easily lifting off the bracket or Bonding material. 49.50

**1193**

**Jara Back Plier**


A Plier for precise bending of wires. Precision grooves ensure accurate bending and closing of loops. Serrated tip for up to .020" wires. 49.50



**1194**

**Posterior Band Remover Long**


The padded tip rest on the Occlusal of the molar and the carbide tipped side removes the bracket or Bonding material. 49.50



**1195**

**Hard Wire Cutter**


Cuts hard wire up to .020" carbide insert for longer life. 49.50



**1196**

**Posterior Band Remover Small**

49.50



**1197**

**Pin & Ligature Cutter**


Standard size lips designed to cut soft wire up to .051". 49.50



**1198**


**Tweed Loop Forming Plier**

3 Size carbide tip allows to make 3 size loops. Can hold wire firmly upto .022" x .028". The other side serrated tip gives none slip grip. 49.50




## ORTHODONTIC PLIER

**1199**  
**Bird Beak Plier**  
1/2" Long tip carbide inserted round tip and flat ground tip gives non slip grip for wire up to .030". 49.50




**1200**  
**Angled Direct Bond Bracket Remover**  
60° Angled tip allows for easy access to difficult anterior and posterior areas. 49.50

**1201**  
**Safety hold, small Distal end Cutter**  
Narrow and light. 49.50




**1202**  
**Weingart Utility Plier**  
Matching deep serrated pads holds wire firmly at a convex working angle. Tapered narrow lip fits easily between brackets. 49.50



**1203**  
**Safety hold, Distal end Cutter**  
Carbide tips for longer life and sharpness cuts and hold wire up to .022" x .028". 49.50



**1204**  
**Three Prong Clasps Adjusting Plier**  
Rounded jaws close and adjust clasps without niking wire upto .030". 49.50



**1205**  
**Light Wire Plier**  
Wire forming Plier upto .061" the longer tapered beaks make it easier to bend small diameter loops. 3Groves on square tip. 49.50



**1206**  
**Mini Pin & Ligature Cutter**  
Narrow tips cuts pins, Ligatures and elastic smoothly and soft wire up to .015". 49.50



**All Pliers Also Available In Box Joint**

**ARTICULATORS**



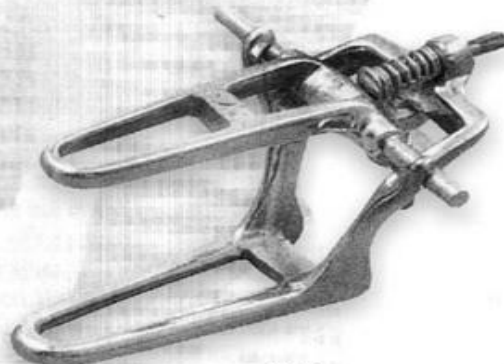
**1207**  
Full Arch  
Chrome Plated



**1208**  
Denture  
Chrome Plated




**1209**  
Chrome Plated



**1210**  
Crowend Bridge  
Chrome Plated



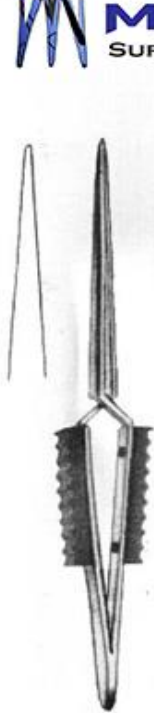
**1211**  
Full Denture  
Chrome Plated



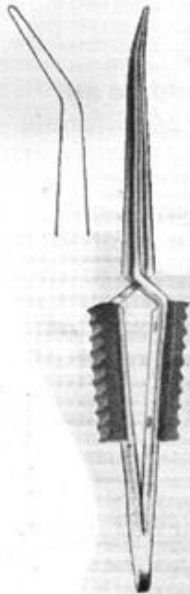
**1212**  
Full Denture  
Chrome Plated



SOLDERING TWEEZER



1213  
16 cm



1214  
16 cm



1215 12 cm  
1216 16 cm



1217 12 cm  
1218 16 cm



1223  
16 cm



1224  
16 cm



1219  
10.5 cm



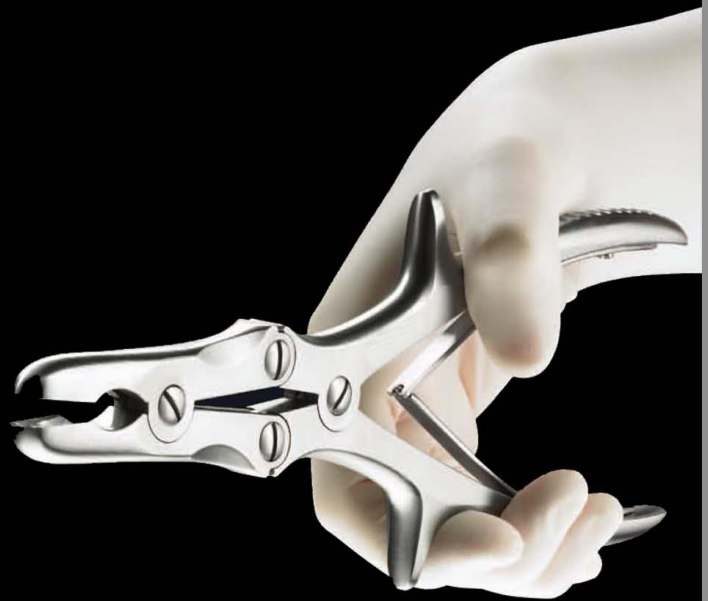
1220  
10.5 cm



1221  
16 cm



1222  
16 cm



# Mast Pak

*Surgical Corporation*

Manufacturer & Exporters of surgical instruments

Website: [www.mastpaksurgicalcorp.com](http://www.mastpaksurgicalcorp.com)

Email: [info@mastpaksurgicalcorp.com](mailto:info@mastpaksurgicalcorp.com)

Phone: +92-324-8609456

Address: Pacca Garha, Kashmir Road  
Sialkot 51310, Pakistan